

National Urban Digital Mission (NUDM)

MUNICIPAL DIGITAL GOVERNANCE

Trade License

KNOWLEDGE STANDARD

GUIDELINES AND SPECIFICATIONS

Version: TL_2022KS01

June 2022

National Institute of Urban Affairs

Authors

- Ms. Lavanya Nupur, Manager – Standards, NIUA
- Ms. Priya Upadhyay, Senior Program Associate – Standards, NIUA

Acknowledgements

This work wouldn't have been possible without the excellent leadership and guidance of

- Mr. Kunal Kumar, Joint Secretary & Mission Director, Smart Cities Mission, MoHUA
- Mr. Rahul Kapoor, Director, Smart Cities Mission, MoHUA
- Mr. Hitesh Vaidya, Director, NIUA
- Dr. Sandeep Thakur, Associate Professor, NIUA
- Mr. Padam Vijay, Technical Advisor, NIUA
- Ms. Kakul Misra, Head, CDG, NIUA
- Mr. Manpreet Singh, Chief Program Officer, NUDM

We would also like to acknowledge inputs from the quadruple helix of Academia, Government, Industry and Citizen representation who contributed significantly with their inputs in the Expert Groups that were formulated to get insights and opinions from these four important stakeholders

(In alphabetical order)

- Mr. Akshat Jain, Director, DWI Consulting
- Dr. Gayatri Doctor, Associate Professor, Faculty of Management, CEPT University
- Dr. Kamla Kant Pandey, Coordinator, Centre for Urban Studies, Indian Institute of Public Administration
- Dr. Ravikant Joshi, Consultant, Urban Finance & Governance
- Mr. Shobhit Verma, Senior Consultant, DWI
- Ms. Shruti Yerramilli, Research Fellow, Tata Trusts
- Mr. Swastik Harish, Director, Swastik Harish and Associates

Abbreviations

CDG	Centre for Digital Governance
CSC	Common Service Centre
DMA	Directorate of Municipal Administration
FY	Financial Year
GST	Goods and Services Tax
ICT	Information and Communication Technology
ID	Identification Document/Number
IVR	Interactive Voice Response
KPI	Key Performance Indicators
LLP	Limited Liability partnership
Ltd.	Limited
MOA	Memorandum of Association
MoHUA	Ministry of Housing & Urban Affairs
NIUA	National Institute of Urban Affairs
NUDM	National Urban Digital Mission
UPYOG	Urban Platform for delivery of Online Governance
NOC	No Objection Certificate

PAN	Permanent Account Number
PID	Property Identification Number
PTIN	Property Tax Identification Number
Pvt. Ltd	Private Limited
SLG	Service Level Guarantee
SMS	Short Message Service
TL	Trade License
TLID	Trade License Identification Number
UGD	Under Ground Drainage
ULB	Urban Local Body/Bodies
UPIC	Unique Property Identification Code

Glossaries

Term	Definitions
Application Programming Interface (API)	The term Application Programming Interface (API) means any mechanism that allows a system or service to access data or functionality provided by another system or service. The API is generally used to interact (like query, list, search, sometimes submit & update) directly with the specific information on a system, to trigger some action on other systems, or to perform some other action on other systems.
Consumer/Customer	A consumer is a person who purchases a product or avails a service for a consideration, either for his personal use or to earn his livelihood by means of self-employment. It also includes a beneficiary of such goods/services when such use is made with the approval of such person. The term Consumer or Customer may be used interchangeably as per the State/ULB requirement.
Data Elements	Data Element is a Logical definition of Data. Any unit of Data defined for processing is a Data Element. The basic principle of data modelling is the combination of an Object class and an Attribute to form a more specific 'data element concept'. For E.g.: Application ID, name, address, ULB, building details that are associated with a Data Entity (Such as Trade License, W&S, Fire NOC etc.).
Data Entities	Entities were created to help users to locate their data elements from the entire list. However, this grouping should not be confused with data sets. Data sets are list of data elements required for certain program or application to function and should be created choosing relevant data elements from various entities e.g., Fire NOC, Trade License, Property Tax etc.
DigiLocker	DigiLocker means the Government owned and operated web and mobile based hosting of Digital Locker system.
Domain	Knowledge of a specific, specialized discipline or field in contrast to General knowledge. For example, Knowledge in Fire NOC or water & sewerage areas (Domain) in the overall functioning of ULB's.

E-governance	A procedural approach in which the Government and the citizens, businesses, and other stakeholders are able to transact all or part of their activities using Information and Communication Technology tools.
Interoperability	The ability of different information technology systems and software applications to communicate, exchange data, and use the information that has been exchanged.
Metadata	Metadata is data about data. Metadata describes how and when and by whom a particular set of data was collected. Metadata is essential for understanding the information stored

National Urban Digital Mission (NUDM)

Over the past two decades, India has witnessed the role of technology as an enabler for development and progress. India is ready to lead the digital revolution and our cities can be the main recipients. Our ability to openly embrace emerging technologies in urban governance is the key to a powerful story of transformation in India's journey to economic power. Responding to this pressing necessity, Ministry of Housing and Urban Affairs (MoHUA) has launched National Urban Digital Mission (NUDM) in February 2021, which aims to build a shared digital infrastructure that will strengthen the capacity of the urban ecosystem to solve complex problems at scale and speed. Thus improve the ease of living for citizens through accessible, inclusive, efficient and citizen centric governance across India's 4800 towns and cities. National Institute of Urban Affairs has setup the Centre for Digital Governance (CDG), an initiative to convene these digital efforts of the MoHUA. The NUDM inherits the guiding principles of the National Urban Innovation Stack (NUIS) - Strategy and Approach paper, released by MoHUA in 2019 as a vehicle to accelerate the ecosystem for urban transformation.

One of the key deliverables under NUDM is creation/ adoption of standards, which will enable improved information consistency, analytics, secure data access & transfer, smarter business processes; while also enabling diverse stakeholders to collaborate and their corresponding platforms and processes to interoperate seamlessly. The following standards (in various stages of development/ adoption) are applicable for NUDM:

1. Municipal Governance Reference Architecture as a reference blueprint for platforms
2. Knowledge Standard (guidelines and specifications) with key data elements and their standardized data interpretation
3. API definitions for standardized integration with the National Dashboard
4. Security Assurance Standards for enabling data privacy controls
5. National meta-data standards for metadata management & data quality enablement at state & national dashboards

Out of these, the [Municipal Governance Reference Architecture](#)¹, [Security Assurance standards](#)² and [Property Tax Knowledge Standard](#)³ have already been published and are available for download. [National Metadata Standard](#)⁴ has been published by the Government of India.

¹ IS 18006 : Part 1 : 2021 - Municipal Governance Reference Architecture available online at https://standardsbis.bsbedge.com/BIS_SearchStandard.aspx?Standard_Number=18006&id=0

² IS 17428 : Part 1 : 2020 - Data Privacy Assurance Part 1- Engineering and Management Requirements and IS17428: Part 2: 20202 - Data Privacy Assurance Part 2 Engineering and Management Guidelines available online at https://standardsbis.bsbedge.com/BIS_SearchStandard.aspx?Standard_Number=IS+17428&id=0

³ IS 18006 : Part 3 : Sec 1 : 2021 - Municipal Governance - Part 3 Property Tax - Section 1 Taxonomy available online at https://standardsbis.bsbedge.com/BIS_SearchStandard.aspx?Standard_Number=18006&id=0

⁴ Data Dissemination: National Metadata Structure (NMDS) For Statistical Products available online at http://mospi.nic.in/sites/default/files/main_menu/citizen_charter/National%20Metadata%20Structure%20-%20v3.pdf

NUDM Knowledge Standards

Need for Knowledge Standards

ULBs and other government service providers (such as State Utility Boards and Parastatals) across India have different terminology and vocabulary for Urban Governance. This is due to inherited state laws and/or rules & regulations and various E-governance systems in ULBs. Lack of uniform knowledge of important data elements and clear vocabulary for urban governance terms, leads to the inability to share & interpret data uniformly and/or compare Urban Local Body (ULB) performances. Thus, the Knowledge Standards will help in

- identifying and categorizing important data elements for a domain
- resolving differences in terminology for Urban Governance
- to analyze current city domain models, processes, reports & KPIs; thus, retrofitting existing data models with missing data

Governing Principles in Design of Knowledge Standards

Normally information taxonomy preparation begins by asking the following questions (Earley, 2015)⁵ (Earley, 2015):

- What are the things that you interact with on a day-to-day basis?
- What are the processes that you engage with, applications you interact with, and people you speak to, both internally and externally?
- How do those people, processes and technologies interact?
- Information linkages identification

To ensure this taxonomy fits the needs of interested stakeholders the following principles have been followed in designing it.

Minimalist: The standards guidelines & specifications are designed to have minimum base elements common across ULBs to ensure interoperability, harmonization and data driven governance. These can then be adopted and built upon by some ULBs with higher process complexities.

⁵ Earley, S. (2015, August 18). Why Information Taxonomy Must Represent the Landscape of the Business. From www.earley.com: <https://www.earley.com/insights/why-information-taxonomy-must-represent-landscape-business>

Evolvable: The standard guidelines and specifications are designed to evolve over a period of time thereby adapting to changing needs and emerging technologies thus making the system comprehensive progressively.

Modular: The classifications and categorizations in the knowledge standards are designed modularly, yet they function together as a whole. They are independent and self-contained and may be combined and configured with similar units to suit separate contexts. E.g., The Property “Use” element and its sub classifications can be easily reapplied in the context of any Building Plan Approval System or Fire NOC System.

Extendible: The standard guidelines and specifications are designed to be exhaustive and the elements of Urban Governance are positioned in a hierarchy which can accommodate both horizontal and vertical additions. This leaves room for wider adoption and innovation to suit contexts of any ecosystem. The end goal is to build a knowledge practice that supports Open Guidelines and Specifications with the Data Element taxonomy as a base.

Open: The standard guidelines and specifications are designed to be ‘open’ to enable wider ecosystem participation and use. The standard guidelines and specifications are intended to be used by State Governments, Urban Local Bodies, industry and technology providers, academia and civil society organizations who are either working in the domain or is providing services to the ULBs in any manner.

Accessible & Inclusive: The standard guidelines and specifications are designed to be inclusive and accessible in nature for all types of stakeholders. The standard guidelines and specifications will enable the technology to reach to every section of society. For e.g.: Interactive Voice Responses and non- digital channels as included in the section 2 will enable the marginalized and differently abled citizen to use the service in more efficient manner. Also, stakeholders such as intermediators can also help in building capacities or creating awareness.

How to Read this Document?

This document has 5 key components,

- Section 2.1 captures Key data elements associated with the Trade License Data Entity.
- Section 2.2 captures key channels of transactions i.e., new application/ grievance registration/ payment etc.
- Section 2.3 captures key stakeholders involved in TL service delivery
- Section 2.4 captures key processes within the TL domain with clearly defined input & output data elements.


- Section 2.5 captures key Reports and KPIs that ULBs and states/UTs are encouraged to use.

All direct sub-classifications and components captured in the taxonomical hierarchy are shown as normal text (For Ex: “2.1.1 Trade License ID”)

In processes section (section 2.4),

- Input criteria (whether from citizen or ULB) of the process is shown in *italics text* (For Example “2.4.3.3.2 *Mode of Payment*”)
- Output of the process is shown in **Bold text** (For example “2.5.1.1 **License Register**”)
- Direct sub-classifications or sub-components are shown as normal text (For Example 2.4.4.1.1 Issue of New License, which is sub-classification under Section 2.4.4.1 Types Of Assessment)


Diagrams:


Domain is depicted as  for e.g. Trade License

Data Entities are depicted as  for e.g. License Holder

Channels are depicted as  for e.g. Trade License Channels

Stakeholders are depicted as  for e.g. Stakeholder Matrix

Processes are depicted as  for e.g. Application Creation, Acknowledgement

Reports & KPIs are depicted as  for e.g. Demand Collection Balance Register

How to Use this Knowledge Standard?

TL Knowledge Standard can be used in 3 different ways:

1. Direct application by storing, generating and using these important data elements (entities, stakeholders, processes & reports) in day-to-day operations.

Example 1: Designated ULB official can use this to add channels and ULB type (such as Nagar Panchayat, Municipal Corporation or Municipal Council) in the TL system. This will help the ULBs to assess the application while acknowledging and processing the Application/ Assessment request.

Example 2: While submitting the application form for the license, the property Id is also captured. This PID can be used to fetch property details like use, location, ownership, payment details which will help in eliminating redundant or bulky forms. This will also result in re-use and harmonization of data across departments

Example 3: Monitoring of applications by their status, SLB adherence and channels by which the transaction happens, empowers ULB Officials to take corrective and preventive steps as needed.

Timely updating and monitoring of DCB register also enable ULBs to better plan and revenue management.

2. Indirect application by using these data elements in evidence-based governance and long-term planning

Example: Analyzing trade applications by purpose for which the application was made may help the ULBs in regulation of landuse, planning revenue management models etc. It can also help in planning the inspection schedules better with respect to the types of regulations needed.

3. Information consistency by using these data elements while using and sharing data (via Metadata tags in reports and dashboard)

Example: Consistent use of Data elements, processes, KPIs and their definitions from this Knowledge Standard helps in implementing Information consistency across ULBs. To ensure information consistency, while ULBs may use new or existing platforms for delivering TL services. They should use Metadata tags from the data elements defined in this knowledge standard.

It may be noted that

1. The data elements described in this knowledge standard are not complete and ULBs may add/ remove data elements as per actual need.
2. ULBs and their technology partners are however advised against modifying the data elements while using these as Metadata tags i.e., Application ID should be shared as 'Application ID' and not 'App ID' or 'Appln ID' in the ULB reports.

Revisions to the Document

This is planned to be a working document. It will be revised regularly to guarantee that the knowledge standard incorporates learnings from various implementations and learning cycles as they progress and remain relevant. Amendments and regular updates to its text and indicators are to be expected on a continuous basis.

No Sub-License Allowed

TL Knowledge Standard is developed as open guidelines and specifications under NUDM by NIUA. No part(s) of the document can be sublicensed further by any other organization. Any attempted sublicense, whether voluntarily or otherwise, shall be null and void, and will attract penal actions.

Table of Contents

Authors.....	1
Acknowledgements.....	1
Abbreviations	2
Glossaries	4
National Urban Digital Mission (NUDM).....	6
NUDM Knowledge Standards	7
Need for Knowledge Standards.....	7
Governing Principles in Design of Knowledge Standards	7
How to Read this Document?.....	8
How to Use this Knowledge Standard?	9
Revisions to the Document	11
No Sub-License Allowed	11
Table of Contents	12
List of Images.....	23
1 Trade License.....	25
1.1 Background	25
1.2 Who is Responsible?.....	26
2 Taxonomy for Trade License	26
2.1 Trade License.....	28
2.1.1 Trade License ID	28
2.1.2 Application ID	28
2.1.3 License Holder Details	28

2.1.3.1	Age	29
2.1.3.2	Criminal Record.....	29
2.1.4	Trade License Type.....	29
2.1.4.1	Temporary License	29
2.1.4.2	Permanent License	29
2.1.5	Trade Details	29
2.1.5.1	Name of Business	30
2.1.5.2	Location.....	30
2.1.5.3	Area of Trade Unit.....	30
2.1.5.4	Floor of the Establishment	30
2.1.5.5	Trade Business Structure.....	30
2.1.5.6	Trade Commencement Date	31
2.1.5.7	Trade Size	31
2.1.5.8	Employee Details.....	31
2.1.5.8.1	Employee count	31
2.1.5.8.2	Employee Type	31
2.1.5.8.3	Working Hours	32
2.1.5.9	Trade Industry Type.....	32
2.1.5.9.1	Retail	32
2.1.5.9.2	Wholesale.....	32
2.1.5.9.3	Manufacturing.....	32
2.1.5.9.4	Service.....	32
2.1.5.10	Trade Description	33
2.1.5.10.1	Storage and Sale of Household Provisions	33
2.1.5.10.2	Eatery Houses and Food Preparation.....	33
2.1.5.10.3	Hospitality, Gathering and Entertainment Services	33
2.1.5.10.4	Medical Establishment	34
2.1.5.10.5	Veterinary.....	34
2.1.5.10.6	Educational Establishment	34

2.1.5.10.7	Other Storage and Sale Establishments	34
2.1.5.10.8	Other Service Establishment	34
2.1.5.10.9	Industry and Warehousing – Non-Hazardous	34
2.1.5.10.10	Industry and Warehousing – Hazardous	35
2.1.5.10.11	Street Vending/Hawking	35
2.1.5.10.12	Municipal Markets	35
2.1.5.11	Trade Renewal Details.....	35
2.1.5.11.1	Challan of the Previous Year.....	35
2.1.5.11.2	Property Tax Receipt	35
2.1.5.11.3	Old Application ID.....	35
2.1.5.11.4	Old Trade License ID.....	36
2.1.5.12	Property Details.....	36
2.1.5.12.1	Property ID	36
2.1.5.12.2	Ownership.....	36
2.1.5.12.3	Occupancy	36
2.1.5.12.4	Use	37
2.1.5.12.5	Year of Construction.....	37
2.1.5.13	W&S Consumer ID.....	37
2.1.5.14	Electricity Consumer ID	37
2.1.6	Trade License Zone.....	37
2.1.7	Evidence	37
2.1.8	Penal provisions	38
2.1.9	Validity.....	38
2.1.10	License Status.....	38
2.1.10.1	Valid.....	38
2.1.10.2	Lapsed	38
2.1.10.3	Suspended.....	38
2.1.10.4	Cancelled.....	39
2.1.11	Application Status.....	39

2.1.11.1	New	39
2.1.11.2	Acknowledged.....	39
2.1.11.3	Assigned	39
2.1.11.4	Inspected.....	39
2.1.11.5	On-hold	39
2.1.11.6	Pending for Payment.....	40
2.1.11.7	Approved.....	40
2.1.11.8	Rejected	40
2.1.12	TL Request Type	40
2.1.12.1	New Registration.....	40
2.1.12.2	Renewal.....	40
2.1.12.3	Cancellation.....	41
2.1.12.4	Mutation.....	41
2.1.12.5	Correction.....	41
2.1.12.6	Restoration.....	41
2.1.13	Assessment Year.....	41
2.1.14	Billing Details	41
2.1.14.1	Bill ID	41
2.1.14.2	Bill Amount.....	42
2.1.14.3	Billing Date	42
2.1.15	Payment Details.....	42
2.1.15.1	Receipt ID	42
2.1.15.2	Payment Date.....	42
2.1.16	TL SLG Factors	42
2.1.16.1	SLG (Service Level Guarantee).....	43
2.1.16.2	SLG Time Input	43
2.1.16.2.1	Application Date.....	43
2.1.16.2.2	Inspection Date	43
2.1.16.2.3	License Issue Date	44

2.1.16.2.4	Timeline for Appeal	44
2.1.16.2.5	Billing Date	44
2.1.16.2.6	Due Date	44
2.1.16.2.7	Payment Date.....	44
2.1.16.3	Actual Turnaround Time.....	44
2.1.16.3.1	Within SLG (Service level Guarantee).....	44
2.1.16.3.2	Outside SLG (Service level Guarantee)	44
2.1.17	ULB Type.....	44
2.2	Trade License Channel.....	45
2.2.1	Digital	45
2.2.1.1	Email.....	45
2.2.1.2	Online Portal.....	45
2.2.1.3	Mobile App.....	46
2.2.1.4	IVR	46
2.2.1.5	Social Media	46
2.2.2	Non-Digital	46
2.2.2.1	Written application	46
2.2.2.2	CSC	46
2.2.2.3	Phone/Mobile.....	46
2.2.2.4	In Person	46
2.2.2.5	Ward Employees	47
2.3	Trade License Stakeholders.....	47
2.3.1	Stakeholder Matrix.....	47
2.3.1.1	Stakeholders.....	48
2.3.1.1.1	Trade owner	48
2.3.1.1.2	Assessor.....	48
2.3.1.1.3	ULB Inspector	48
2.3.1.1.4	Intermediaries.....	48

2.3.1.1.5	Appellate Authority	48
2.3.1.1.6	Municipal Commissioner	48
2.3.1.2	Distribution of Work Area	49
2.3.1.3	Level of Responsibility for Redressal	49
2.3.1.4	Service Level Guarantee	49
2.4	Trade License Processes	49
2.4.1	Application Creation	49
2.4.1.1	<i>Trade Details</i>	50
2.4.1.2	<i>Trade License Type</i>	50
2.4.1.3	<i>License Holder Details</i>	50
2.4.1.4	<i>Evidence</i>	50
2.4.1.5	<i>Trade License Zone</i>	50
2.4.1.6	<i>Penal provisions</i>	50
2.4.1.7	<i>Assessment Year</i>	50
2.4.1.8	<i>TL Request type</i>	50
2.4.2	Acknowledgement.....	51
2.4.2.1	<i>Trade License Channel</i>	51
2.4.2.2	<i>ULB Type</i>	51
2.4.2.3	Application ID	51
2.4.2.4	Application Status	51
2.4.2.5	SMS & Notifications	51
2.4.3	Application Billing & Payment	52
2.4.3.1	Application Billing	52
2.4.3.1.1	Application Bill	53
2.4.3.1.1.1	Bill ID	53
2.4.3.1.1.2	Bill Amount.....	53
2.4.3.1.1.3	Billing Date	53
2.4.3.1.1.4	Due Date	53

2.4.3.1.2	Demand Collection Balance Register	53
2.4.3.2	Demand Notice Generation	53
2.4.3.3	Application Bill Payment.....	53
2.4.3.3.1	Receipt ID	53
2.4.3.3.2	Mode of Payment	53
2.4.3.3.2.1	Digital Payment	54
2.4.3.3.2.2	Non-Digital Payment	54
2.4.3.3.3	Payment Date.....	54
2.4.3.3.4	Demand Collection Balance Register	54
2.4.3.3.5	Receipt Register	54
2.4.4	Assessment.....	54
2.4.4.1	Types of Assessment	55
2.4.4.1.1	Issue of New License	56
2.4.4.1.2	Re-Assessment	56
2.4.4.1.2.1	Change in Name of Business	56
2.4.4.1.2.2	Mutation	56
2.4.4.1.2.3	Amalgamation	56
2.4.4.1.2.4	Bifurcation.....	56
2.4.4.1.3	Revised Assessment	56
2.4.4.2	Method of Assessment.....	56
2.4.4.2.1	Scrutiny of Application	58
2.4.4.2.2	Calculation.....	58
2.4.4.2.2.1	Trade License Factors	58
2.4.4.2.2.1.1	Trade License Type.....	58
2.4.4.2.2.1.2	Area of Trade Unit.....	58
2.4.4.2.2.1.3	Floor of the Establishment	58
2.4.4.2.2.1.4	Trade Business Structure.....	58
2.4.4.2.2.1.5	Trade Size	58
2.4.4.2.2.1.6	Employee Details.....	58

2.4.4.2.2.1.7	Trade Industry Type	59
2.4.4.2.2.1.8	Trade Description	59
2.4.4.2.2.1.9	Trade License Zone.....	59
2.4.4.2.2.1.10	Penal Provisions	59
2.4.4.2.2.1.11	Property Details.....	59
2.4.4.2.2.2	Assessed Value	59
2.4.4.2.3	Generation of Assessment Notice.....	59
2.4.4.2.3.1	Assessment Notice	59
2.4.4.2.4	Generation of Inspection Notice	59
2.4.4.2.4.1	Inspection Notice	59
2.4.4.2.5	Site Inspection.....	60
2.4.4.2.5.1	<i>Inspection Officer</i>	<i>60</i>
2.4.4.2.5.2	<i>Inspection Checklist</i>	<i>60</i>
2.4.4.2.5.3	<i>Inspection Entry.....</i>	<i>60</i>
2.4.4.2.6	Revision of Assessment.....	60
2.4.5	Appellate	60
2.4.5.1	Grievance ID.....	61
2.4.5.2	<i>Reason for Appeal</i>	<i>61</i>
2.4.5.2.1	Inaccurate Details.....	61
2.4.5.2.2	Incorrect Fee Calculation	61
2.4.5.2.3	Incorrect Ownership.....	61
2.4.5.2.4	Other Reasons.....	62
2.4.5.3	<i>Appellate Authority.....</i>	<i>62</i>
2.4.5.4	<i>Timeline for Appeal.....</i>	<i>62</i>
2.4.5.5	Revised Assessment Notice.....	62
2.4.6	License Billing & Payment	62
2.4.6.1	License Billing	63
2.4.6.1.1	License Bill.....	64
2.4.6.1.1.1	Bill ID	64

2.4.6.1.1.2	Billing Date	64
2.4.6.1.1.3	Bill Amount.....	64
2.4.6.1.1.3.1	Assessed Value	64
2.4.6.1.1.3.2	Arrears & Other allied Charges.....	64
2.4.6.1.1.3.3	Penalty.....	64
2.4.6.1.1.3.4	Interest.....	64
2.4.6.1.1.3.5	Deductions	64
2.4.6.1.1.3.6	Rebates.....	64
2.4.6.1.1.3.7	Excess amount.....	65
2.4.6.1.1.4	Due Date	65
2.4.6.1.2	Demand Collection Balance Register	65
2.4.6.2	Demand Notice Generation	65
2.4.6.3	Bill Amendment.....	65
2.4.6.4	License Payment.....	65
2.4.6.4.1	Receipt ID	65
2.4.6.4.2	Mode of Payment	65
2.4.6.4.2.1	Digital Payment	65
2.4.6.4.2.2	Non-Digital Payment	65
2.4.6.4.3	Payment Date.....	66
2.4.6.4.4	Demand Collection Balance Register	66
2.4.6.4.5	Receipt Register	66
2.4.7	Recovery.....	66
2.4.7.1	Defaulters Notice Generation	66
2.4.7.2	List of Defaulters	66
2.4.7.3	Warrant Notice.....	66
2.4.8	Write-off.....	67
2.4.9	Approval & Certification	67
2.4.9.1	Trade License ID	67
2.4.9.2	License Certificate Issuance	67

2.4.9.3	<i>License Issue Date</i>	67
2.4.9.4	License Register	68
2.4.9.5	SMS & Notifications	68
2.4.10	TL Monitoring.....	68
2.4.10.1	Reminder Notice for Renewal	69
2.4.10.2	Site Inspection.....	69
2.4.10.2.1	<i>Inspection Officer</i>	70
2.4.10.2.2	<i>Inspection Checklist</i>	70
2.4.10.2.3	Inspection Entry	70
2.4.10.3	Generation of Show Cause Notice.....	70
2.4.10.4	Suspension.....	70
2.4.10.4.1	<i>Time of Suspension</i>	70
2.4.10.4.2	<i>Reason for Suspension</i>	70
2.4.10.5	Restoration.....	70
2.4.10.6	Cancellation.....	70
2.4.10.6.1	<i>Type of Cancellation</i>	71
2.4.10.6.1.1	Voluntary Cancellation.....	71
2.4.10.6.1.2	Cancellation by Force.....	71
2.4.10.6.2	<i>Reason for cancellation</i>	71
2.4.10.6.2.1	Trade Mismatch with Application.....	71
2.4.10.6.2.2	Documentation Gaps.....	71
2.4.10.6.2.3	Public Health Issues.....	71
2.4.10.6.2.4	Administrative/Legal Issues.....	71
2.4.10.6.3	Cancellation Order	71
2.4.10.6.4	Cancellation Register	71
2.4.11	Analysis.....	72
2.4.11.1	By Purpose of TL.....	73
2.4.11.1.1	Revenue Generation.....	73
2.4.11.1.2	Trade Promotion.....	73

2.4.11.1.3	Regulation	73
2.4.11.1.3.1	Health and Safety (Food).....	73
2.4.11.1.3.2	Pollution & Hazard Management.....	73
2.4.11.1.3.3	Cleanliness & Waste Management	73
2.4.11.1.3.4	Traffic Regulation	73
2.4.11.1.3.5	Public Order / Land Use Compatibility	74
2.4.11.2	By Demand Collection Balance.....	74
2.4.11.3	By Actual Turnaround Time.....	74
2.4.11.4	By Trade License Channels	74
2.4.11.5	By Trade Industry Type.....	74
2.4.11.6	By Trade Description	74
2.4.11.7	By License Status	74
2.4.11.8	By Application Status.....	74
2.4.12	Tax Payer Services	74
2.4.12.1	NOC	75
2.4.12.2	Duplicate License.....	75
2.4.12.3	Duplicate Bill.....	75
2.4.12.4	No Due Certificate	75
2.5	Trade License Reports and KPIs.....	75
2.5.1	Trade License Reports	76
2.5.1.1	License Register.....	76
2.5.1.2	List of Defaulters	77
2.5.1.3	Reports showing Changes in License Types	77
2.5.1.4	Demand Collection Balance Register.....	77
2.5.1.5	Receipt Register	77
2.5.1.6	Cancellation Register.....	77
2.5.2	Trade License KPIs	77
2.5.2.1	Digital Adoption.....	77

2.5.2.2	SLB Adherence.....	78
2.5.2.3	Bills to Demand Ratio	78
2.5.2.4	Collection Ratio	78
2.5.2.5	Top and Least Performers	78
	Bibliography.....	79
	Appendix	80

List of Images

Figure 1	Taxonomy for Trade License.....	27
Figure 2	Taxonomy of License Holder Details	28
Figure 3	Taxonomy of Trade License Type	29
Figure 4	Taxonomy of Trade Details.....	30
Figure 5	Taxonomy of Employee Details	31
Figure 6	Taxonomy of Trade Industry Type.....	32
Figure 7	Taxonomy of TL Description	33
Figure 8	Taxonomy of Renewal Details	35
Figure 9	Taxonomy of Property Details	36
Figure 10	Taxonomy of License Status	38
Figure 11	Taxonomy of Application Status.....	39
Figure 12	Taxonomy of TL Request Type.....	40
Figure 13	Taxonomy of Billing Details	41
Figure 14	Taxonomy of Payment Details.....	42
Figure 15	Taxonomy of TL SLG Factors.....	43
Figure 16	Trade License Channels	45
Figure 17	Taxonomy of Trade License Stakeholders	47
Figure 18	Taxonomy of Trade License Processes	49

Figure 19 Taxonomy of Application Creation	50
Figure 20 Taxonomy of Acknowledgement	51
Figure 21 Taxonomy of Application Billing & Payment.....	52
Figure 22 Taxonomy of Assessment	55
Figure 23 Taxonomy of Types of Assessment.....	55
Figure 24 Taxonomy of Method of Assessment	57
Figure 25 Taxonomy of Appellate.....	61
Figure 26 Taxonomy of Billing & Payment.....	63
Figure 27 Taxonomy of Recovery	66
Figure 28 Taxonomy of Approval & Certification	67
Figure 29 Taxonomy of TL Monitoring	69
Figure 30 Taxonomy of Analysis	72
Figure 31 Taxonomy of Tax Payer Services.....	74
Figure 32 Taxonomy of Trade License Reports and KPIs	76

1 Trade License

Urban Governance in India is predominantly the constitutional domain of the State Government, who delegates power to Municipal Bodies/Urban Local Bodies (ULBs) through a specific legislation. The Trade License (TL) module in a municipal governance system provides the facilitation to all the business owners in order to register their business/ trade under the Urban Local Body and is governed by the revenue department for collection of the tax⁶ (Commissionerate of Municipal Administration, 2017). The license also establishes certain operational protocols and safety measures for the general welfare of all commercial establishments and the workforce involved.

- The trade license that is issued by the municipal corporation is regulated by the state government of that particular state
- A trade license ensures that no one is affected by the nuisance and the health hazards of any trade or business
- To make sure that no business carrying any unethical business practices or trade it is having been made necessary by the government. So, to carry out any business in any particular area it is to be ensured that there the person is having a trade license
- This license makes sure that there is harmony in the society that every business is following the rule and the guidelines that are set by the government. That they are obeying the safety measures
- A trade license registration makes sure that the trade activities in the country are aligned

1.1 Background

The government has made it necessary for any business entity to obtain trade license to ensure that the person is not carrying out unethical business practices and is following the relevant rules, safety measures and guidelines. A licensed business protects its owners against certain types of liability. If damage or injury occurs the business actions or doings, the personal finances would not be at stake in any settlement. The various types of trade licenses offer different levels of protection. TL also covers various businesses under Shop & Establishment Act, 1948 which means to regulate the working and employment conditions of worker employed in shops and establishments including commercial establishments. The Act generally provides for fixation of working hours, rest intervals, overtime, holidays, leave, termination of service, maintenance of shops and establishments and other rights and obligations of the employers and employees.

As part of National Urban Digital Mission (NUDM), NIUA is also offering a platform UPYOG to states which offers Trade License Issuance & Payment functionality using Trade License (TL) module.

⁶ Commissionerate of Municipal Administration. (2017). System Requirements Specification for Trade License Module. Govt. of Tamil Nadu.

1.2 Who is Responsible?

The government of India authorizes the license in a manner to regulate businesses in cities across the country. It grants permission by the way of letters or documents/certificates to carry on any business or trade where it is located. The issuance of the license varies from state to state depending on the local government agencies (Municipal) rule and regulations and State Municipal Acts.

It is issued by the licensing department of the municipal corporation in various departments like industries, engineering, health etc. The ULB authorities are hence mandated to identify the trade running in the designated territory and perform assessment of fee value and the result of which the trade running in their respective ULB should be registered and a unique Trade License ID (TLID) will be issued to the owner for making the necessary payment.

The traders have to renew their license issued once the period of the license gets over and the result of which the existing unique Trade License ID will be renewed.

ULB officials need to carry out the enforcement and other functions prescribed under the Municipalities Act. Inspections are carried out to ensure the opening and closing hours of shops and establishments fixed under the Shops and Establishment Act, 1948. Challans may be filed against the defaulting employers by the Chief Inspector of shops on the report of the area Inspector before the area Magistrate.

2 Taxonomy for Trade License

Taxonomy for Trade License tries to capture the most important data elements, entities, their properties, categories, subcategories, parameters, and specifications within this domain as well as other associated areas. Subsections in section 2 also define all the key terms in the trade license domain comprehensively.

A well-structured TL taxonomy helps by:

- ✓ Identification and regulation of trades enabling effective enforcement and regulation
- ✓ Building accountability and ensuring transparency
- ✓ Building confidence among the traders and business owners to run a trade
- ✓ Identification and process key data elements to enable evidence-based decision & policy making

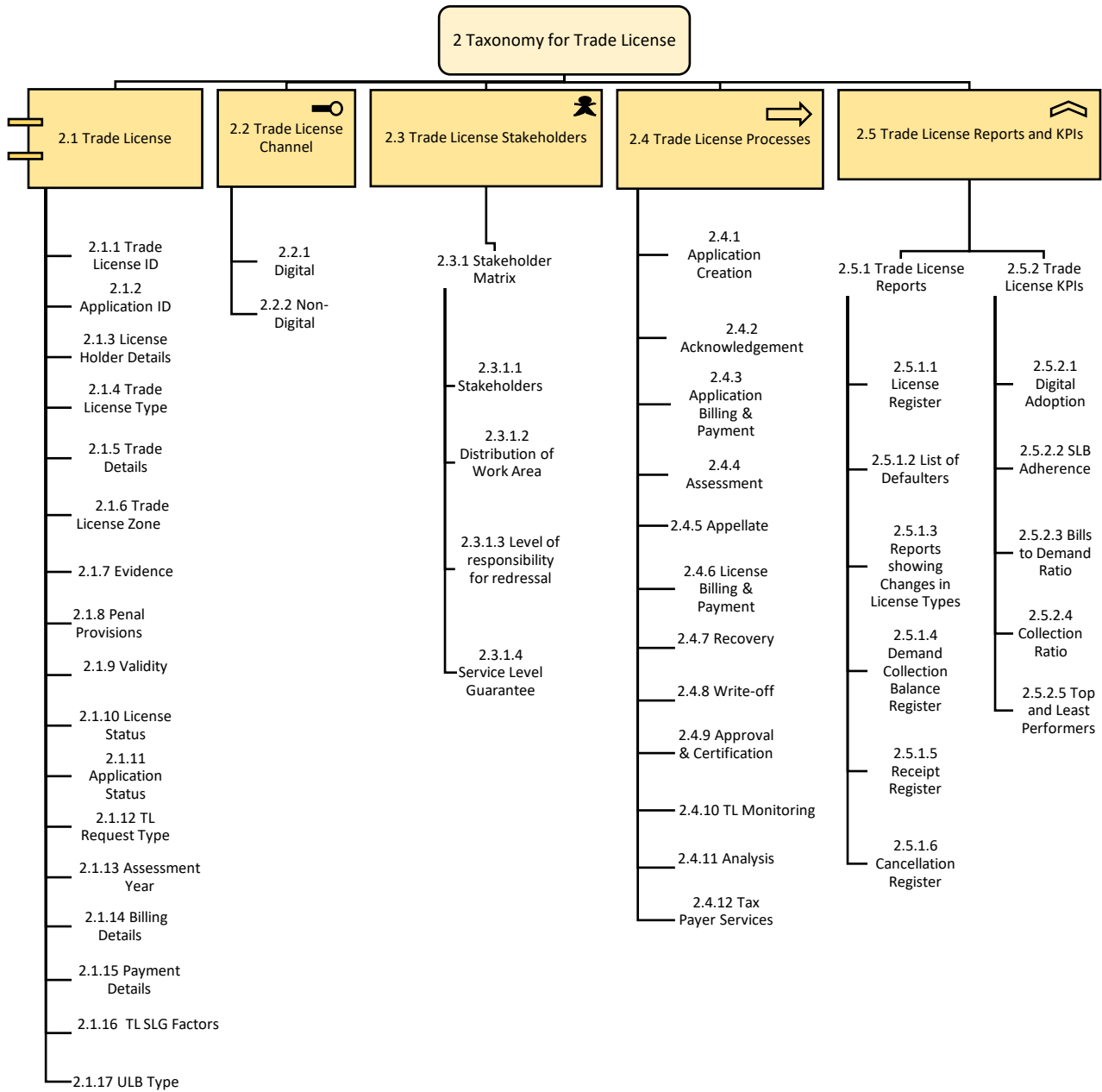


FIGURE 1 TAXONOMY FOR TRADE LICENSE

2.1 Trade License

A Trade License is permission issued by an Urban Local Body (ULB) to conduct specific trade or business according to the relevant rules, standards and safety guidelines on premises for which it has been issued⁷ (Navi Mumbai Municipal Corporation, 2016). The license also establishes certain operational protocols and safety measures for the general welfare of all commercial establishments and the workforce involved. Sub-components in this section describe important components of a trade license entity.

2.1.1 Trade License ID

A Trade License ID (TLID) is the unique identifier allotted to a trade by the ULB for the purpose of trade license records. Typically, the TLID is generated after the completion of assessment and inspection of the trade by the ULB officials and payment of license fees by the applicant.

2.1.2 Application ID

An Application ID is a unique application identifier that will be generated after submitting the application form successfully. The Application ID can be used to check status of the filled application, get duplicate bills, receipts etc.

2.1.3 License Holder Details

License holder details means the details of individual or group of individuals who holds the license for the trade or establishments such as name of all partners, mobile numbers, addresses, age, proofs of identity, email ids, photographs and partnerships. It is recommended that automated authentication be incorporated with other government documents and services such as Aadhaar, PAN, etc. Trade in a city may be further be classified and analyzed based on the eligibility of the owner of the trade needed to commence the particular trade such as legally permissible age to work or register for the trade, criminal records etc.

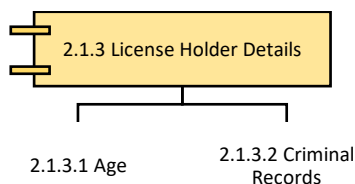


FIGURE 2 TAXONOMY OF LICENSE HOLDER DETAILS

⁷ Navi Mumbai Municipal Corporation. (2016). DPR For E-Governance. Navi Mumbai Municipal Corporation.

2.1.3.1 Age

It means the age of the individual who applies for the particular trade.

2.1.3.2 Criminal Record

It means the owner of the trade should furnish information or record of any criminal cases registered against their name in any police station across the country.

2.1.4 Trade License Type

Trade License type means type of license based on the period of validity such as permanent license, usually valid for the financial year, and temporary license usually valid for shorter period of time.

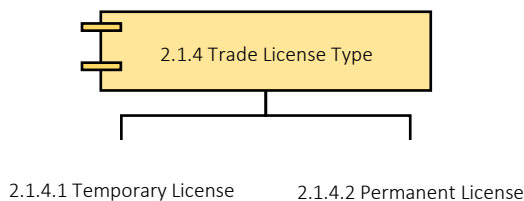


FIGURE 3 TAXONOMY OF TRADE LICENSE TYPE

2.1.4.1 Temporary License

A temporary license is the license applied for the validity of short period i.e., less than a financial year.

2.1.4.2 Permanent License

A permanent license is the license applied for the validity of the financial year that can be renewed as per the trade license guidelines.

2.1.5 Trade Details

Trade is a basic economic concept involving the buying and selling of goods and services. In terms of trade license, this may include name of business/trade, owner of trade, location of trade, nature of trade, year of inception, PAN, TIN number and GST Number.

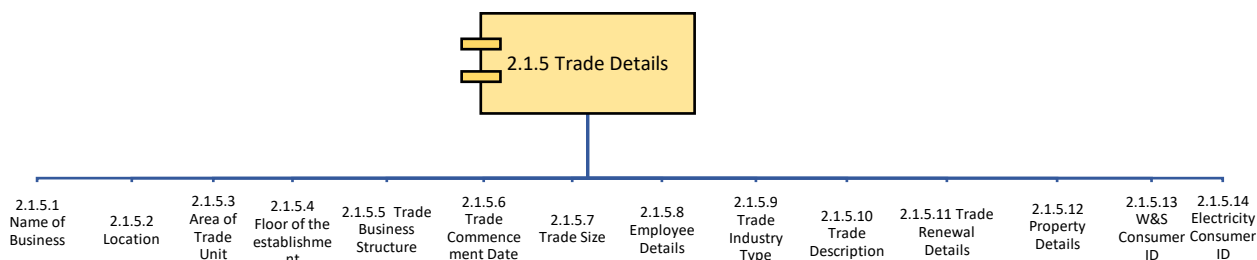


FIGURE 4 TAXONOMY OF TRADE DETAILS

2.1.5.1 Name of Business

Name of business is the name by which a business is known. Business names should be used on all official correspondence, such as letters and invoices.

2.1.5.2 Location

Location (address of trade unit) provides the particulars of the place where the applicant will conduct trade for e.g., registered office address, warehouse address, market location, shop number and geospatial location with respect to the urban base map.

2.1.5.3 Area of Trade Unit

Area of trade unit means coverage area of the business unit where the trade establishment is functioning. This in many cases also determines the license fees.

2.1.5.4 Floor of the Establishment

Floor of the establishment means the floor at which the trade establishment is functioning. This in many cases also determines the license fees.

2.1.5.5 Trade Business Structure

Trade Business Structure means type of business constitution as prescribed by the Companies Act, 2013 or local laws such as proprietorship, PVT. Ltd., Ltd., LLP and partnership. This may also determine license fees.

2.1.5.6 Trade Commencement Date

Trade commencement date means the first date on which the trade makes a commercial sale of any product/ service under the business category where it is registered.

2.1.5.7 Trade Size

Trade Size means the size of the business or trade for the purpose of determination of unit of measurement value of trade license. Trade or business could be small size, medium size or large size. This may also determine license fees.

2.1.5.8 Employee Details

Employee details means the details of the employees of the registered trade such as number of employees, type of employees (temporary/ permanent) etc. This in many cases also determines the license fee.




FIGURE 5 TAXONOMY OF EMPLOYEE DETAILS

2.1.5.8.1 Employee count

Employee count means the number of employees currently working in the established trade.

2.1.5.8.2 Employee Type

Employee type means the type of employees currently working in the established trade such as contractual, permanent or non-contractual helpers or staff.

- Permanent employees work for an employer and are paid directly by that employer. Permanent employees do not have a predetermined end date to employment. In addition to their wages, they often receive benefits like subsidized health care, paid vacations, holidays, sick time, or contributions to a retirement plan
- A contract employee is an individual retained by a company for a predetermined time, for a predetermined price. Following this approach, a company is not responsible for providing a variety of traditional employer benefits, including: taxes, social security, workers' compensation, unemployment benefits, health benefits, sick leave, or retirement or profit

sharing. In terms of TL, it means the number of contractual employees/staffs working in the established trade

- Non-contractual staff/helpers mean count of employees who are not bound or secured by a contract or agreement

2.1.5.8.3 Working Hours

Working hours means the total official working hours an employee spends in the established trade.

2.1.5.9 Trade Industry Type

Trade industry type is classification of trade license based on the primary business activities. This may also determine license fees.

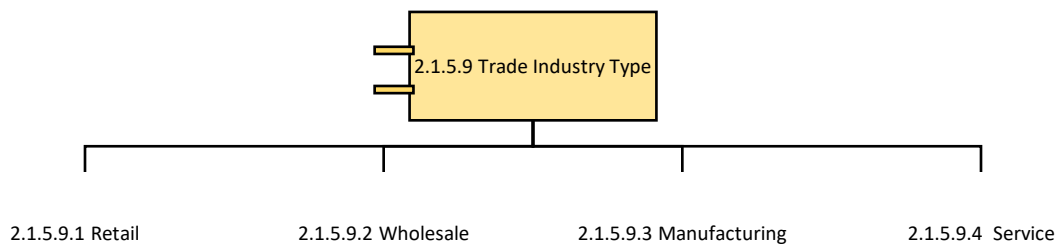


FIGURE 6 TAXONOMY OF TRADE INDUSTRY TYPE

2.1.5.9.1 Retail

Retail means businesses or trade which sale goods and services to consumers.

2.1.5.9.2 Wholesale

Wholesale means businesses or trade which sale goods and services to businesses.

2.1.5.9.3 Manufacturing

Manufacturing means businesses or trade which manufactures goods.

2.1.5.9.4 Service

Service means businesses or trades which provide services such as hospitality, waste management etc.

2.1.5.10 Trade Description

Trade description means sub-categorization of industry as defined by the ULB rules. This may also determine license fees.

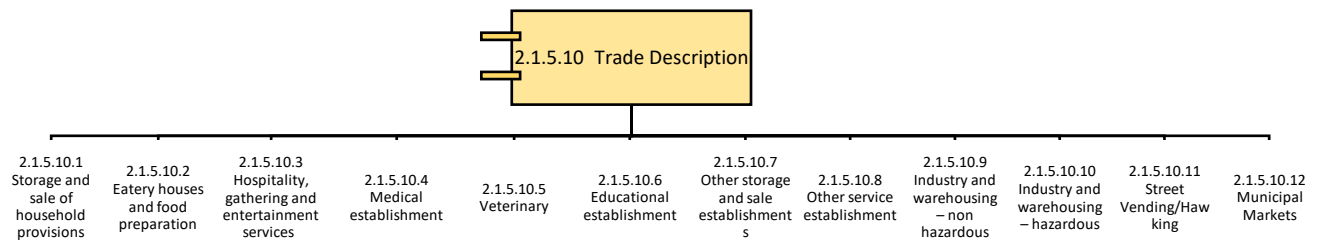


FIGURE 7 TAXONOMY OF TL DESCRIPTION

2.1.5.10.1 Storage and Sale of Household Provisions

This category includes trades of all sizes related to storage and sale of household provisions such as grocery & condiments; Perishables such as fruits, vegetables, flowers; Bakery products; Non-alcoholic beverages; tobacco and tobacco products, including pan masala and gutkha with or without tobacco; whether branded or not; Branded meat products, or any other except negative products list as notified by the states or ULBs.

2.1.5.10.2 Eatery Houses and Food Preparation

This category includes trades of all sizes related to eatery houses and food preparations such as Tea/coffee; Sweets and savories; Bakery; Fast food; Juice/milk-shake shops without separate kitchen space, restaurant, bakery, cafeteria or any other eating house with kitchen in separate space, bar or pub, with or without restaurant and separate kitchen or beer brewery or establishment selling locally produced alcoholic beverage, with or without sale of tobacco and tobacco related products etc. or any other related trade as notified by the state or ULBs.

2.1.5.10.3 Hospitality, Gathering and Entertainment Services

This category includes trades of all sizes related to hospitality, gatherings and entertainment services such as accommodation facility without or with kitchen or function hall or health, sports or recreation-related facilities, hotel, resort or club with accommodation facilities, restaurants, kitchen or other F&B arrangements, function hall, conference halls, convention center, health,

sports or recreation related facilities, shopping center or mall with any combination of shops and storage, eating houses, hospitality, gathering and entertainment facilities, Banquet hall, function hall, single-screen or multiplex cinema hall, auditorium or conference/convention center, without restaurant or kitchen or any other related trade as notified by the state or ULBs.

2.1.5.10.4 Medical Establishment

This category includes trades of all sizes related to medical establishments excluding large hospitals and clinics such as Chemist, druggist, medical and general store, including surgical store or any other related service.

2.1.5.10.5 Veterinary

This category includes trades of all sizes related to veterinary services such as pet services including pet shops, material for pets, clinics, boarding, pet chemists etc.

2.1.5.10.6 Educational Establishment

This category includes trades of all sizes related to education and educational establishments such as municipal schools, of any education system, across any classes, municipal colleges, of any education system, across all streams or any other related establishment.

2.1.5.10.7 Other Storage and Sale Establishments

This category includes any other trades of all sizes related storage and sale establishments such as construction materials, tools and machinery parts, automobile parts and accessories or any other related trade.

2.1.5.10.8 Other Service Establishment

This category includes any other trade of all sizes related to services and service establishments such as Tent house, Printing, stamp-making, signboards, photo studio with or without sale of photographic equipment, photo-framing, key-makers; Internet or other communication, legal, architecture, CA, engineering, real-estate, astrology, matchmaking, travel agency or other professional service.

2.1.5.10.9 Industry and Warehousing – Non-Hazardous

This category includes trades all of sizes related to manufacturing, warehousing and sale of non-hazardous goods.

2.1.5.10.10 Industry and Warehousing – Hazardous

This category includes trades all of sizes related to manufacturing, warehousing and sale of hazardous goods as permitted by the state or the ULBs.

2.1.5.10.11 Street Vending/Hawking

This category includes vending of all sizes and types as per the ULBs or The Street Vendors (Protection of Livelihood and Regulation of Street Vending) Act, 2014.

2.1.5.10.12 Municipal Markets

This category includes trades in municipal markets of all sizes and regulation of municipal markets as notified by the states or ULBs.

2.1.5.11 Trade Renewal Details

These are the additional details needed while applicant wants to renew existing/ expired trade license. The renewal of the license has to be done within a specific time frame a per the existing laws of ULB.

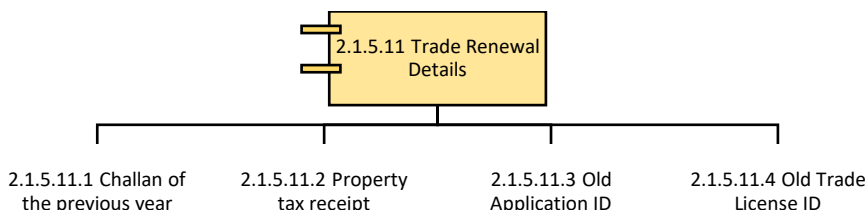


FIGURE 8 TAXONOMY OF RENEWAL DETAILS

2.1.5.11.1 Challan of the Previous Year

Means the challan generated for the previous financial year.

2.1.5.11.2 Property Tax Receipt

Means any evidence of payment or compensation of taxes.

2.1.5.11.3 Old Application ID

An old application ID is the number generated when the applicant initiated an application for the first time and has been awarded with the trade license in lieu of that application. The old application number may be used to renew an old trade license.

2.1.5.11.4 Old Trade License ID

An old Trade License ID is the number generated when the license is issued for the first time in lieu of that application. The old trade license ID may be used to renew an old trade license.

2.1.5.12 Property Details

Property details include the attributes of the property which are required for assessment and identification of the trade. This includes PID, locational information, complete address of the property, physical attributes of the property such as area, built-up space, number of floors, etc. A trade license may be linked with property ID to fetch relevant details from municipal property register appropriately and vice versa.

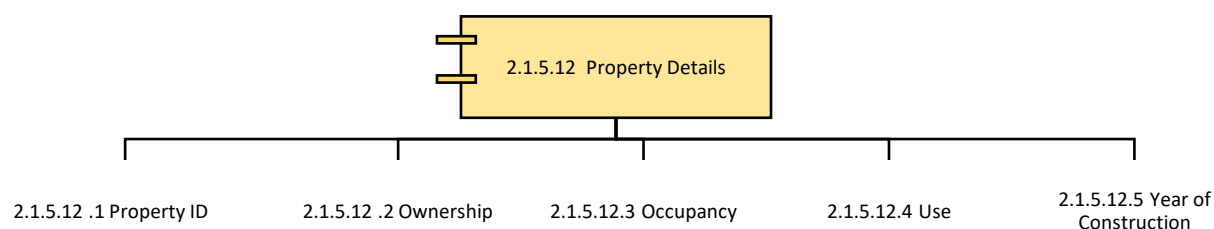


FIGURE 9 TAXONOMY OF PROPERTY DETAILS

2.1.5.12.1 Property ID

A property ID (PID) or property tax identification number (PTIN) or Unique Property Identification Code (UPIC) is the unique identification number allotted to a property by the ULB for the purpose of property tax records. Typically, the PID/ PTIN is generated after the first-time enumeration of the property and its verification by the ULB officials.

2.1.5.12.2 Ownership

Property ownership is the state or fact of exclusive rights and control over immovable property. Property may be owned by individuals or organizations.

2.1.5.12.3 Occupancy

The principal occupancy for which a building or a part of a building is used or intended to be used; for the purposes of classification of a building according to occupancy, occupancy shall be deemed

to include the subsidiary occupancies which are contingent upon it⁸ (National Building Code Sectional Committee, 2016).

2.1.5.12.4 Use

The purpose to which a property is being put to use is again a vital characteristic that defines the entity 'Property'. It determines factors like the rate of property tax, trade license etc.

2.1.5.12.5 Year of Construction

Year of construction means the year in which the construction of the property mentioned in the TL application has been completed.

2.1.5.13 W&S Consumer ID

Water & Sewerage (W&S) Consumer ID is a unique connection identifier for water & sewerage connection of a trade. A TLID may be linked with W&S consumer ID to fetch relevant details from municipal W&S registry and vice versa. This linking may also be used to identify revenue leakages.

2.1.5.14 Electricity Consumer ID

Electricity Consumer ID is a unique connection identifier for electricity connection of a trade. A TLID may be linked with electricity consumer ID to fetch relevant details from municipal electricity registry and vice versa. This linking may also be used to identify revenue leakages.

2.1.6 Trade License Zone

Trade License Zone or 'TL Zone' means the classification of different area or street into value zones for the purpose of determination of unit of measurement value of a trade license.

2.1.7 Evidence

Proof of the trade and owner details submitted during registration/ renewal of trade license. These can be,

- Address proof of the business
- ID proof of the applicant
- Aadhaar card
- PAN of the individual in case of proprietorship, else PAN of the firm of company
- Memorandum of Association (MOA) in case of companies
- Certification of incorporating in case of companies

⁸ National Building Code Sectional Committee. (2016). National Building Code of India. Bureau of Indian Standards.

2.1.8 Penal provisions

These are the penalties for violation or non-compliance of terms, provisions, rules, and regulations that are required to be followed by the registered entity. Some of the penalties for contravention of the provisions of the trade license are stated below:

- If an entity violates the condition of license or cause nuisance in the neighborhood or surrounding, then the license might be cancelled or revoked;
- The entity committing a breach of the terms of the license or applicable laws shall make it liable to pay prescribed penalty;
- A fine of 50% of the license fees may be levied in case of any delay in the trade license renewal process
- An appropriate legal action can also be taken against the defaulting entity

2.1.9 Validity

Validity is the time period through which a trade license is valid.

2.1.10 License Status

This is the current status of validity of trade license.




FIGURE 10 TAXONOMY OF LICENSE STATUS

2.1.10.1 Valid

This is the status of trade license when its within validity.

2.1.10.2 Lapsed

This is the status of trade license when its beyond validity.

2.1.10.3 Suspended

This is the status of trade license when you lose the right to trade temporarily.

2.1.10.4 Cancelled

This is the status of trade license when you lose the right to trade permanently cancelled.

2.1.11 Application Status

This is the current status of trade license application.

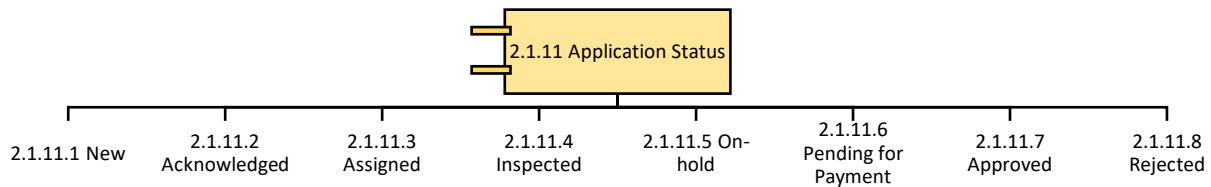


FIGURE 11 TAXONOMY OF APPLICATION STATUS

2.1.11.1 New

New application status means that a new trade license application has been filed. This may or may not be on the system.

2.1.11.2 Acknowledged

Acknowledged application status means that the trade license application has been acknowledged by the municipal department.

2.1.11.3 Assigned

Assigned application status means that the trade license application is assigned to inspection team and the inspection is planned or in process.

2.1.11.4 Inspected

Inspected application status means that the trade license inspection is completed.

2.1.11.5 On-hold

On-hold application status means that the trade license application is put on hold for a reason.

2.1.11.6 Pending for Payment

Pending for payment application status means that the trade license application is pending for payment after successful inspection.

2.1.11.7 Approved

Approved application status means that the trade license application is approved. A TLID is generated in this case.

2.1.11.8 Rejected

Rejected application status means that the trade license application is rejected after inspection.

2.1.12 TL Request Type

TL request type is the type of application made to the ULB for trade license. It can be for a new license, renewal of license or cancellation of existing license.

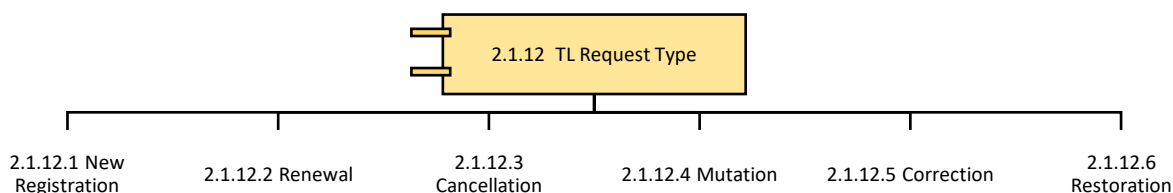


FIGURE 12 TAXONOMY OF TL REQUEST TYPE

2.1.12.1 New Registration

New registration means an application for registration for fresh trade license is to be submitted with requisite documents and registration & processing fee along with applicable license fee.

2.1.12.2 Renewal

The application type to renew the trade license for any kind of business or trade. The renewal of the license has to be done in a specific time frame as per the ULB.

2.1.12.3 Cancellation

Application type to cancel existing trade license. The ULB Officer, after receiving the application with required information, if satisfied about its correctness will remove such establishment from the register of establishments and cancel the trade license.

2.1.12.4 Mutation

Application type for transfer of title to an existing trade license.

2.1.12.5 Correction

Application type for correction of business-related information of an existing trade.

2.1.12.6 Restoration

Application type to restore a suspended trade license. The restoration of the trade license needs to be done within a specific time frame as per the applicable laws within ULB.

2.1.13 Assessment Year

Assessment year is the year for which assessment was done for a trade.

2.1.14 Billing Details

These are the details of bill generated during the process of application for a new trade license or while renewing an old license.




FIGURE 13 TAXONOMY OF BILLING DETAILS

2.1.14.1 Bill ID

Bill ID is a unique identifier that identifies license holder's bill for accounting purposes.

2.1.14.2 Bill Amount

An amount of money paid by the applicant during the application of the trade license.

2.1.14.3 Billing Date

Billing Date is the date on which bill is generated during the application process.

2.1.15 Payment Details

These are the details of payment made during the process of application for a new license or while renewing an old license.




FIGURE 14 TAXONOMY OF PAYMENT DETAILS

2.1.15.1 Receipt ID

Receipt ID is a unique identifier which is generated once payment is completed and payment details are captured on accounting system.

2.1.15.2 Payment Date

The date on which the TL fees (application or license) is paid by the applicant.

2.1.16 TL SLG Factors

These are important time factors associated with a trade application that determine the service level aspect of trade license approval with respect to timeliness of service provided. This includes time when application first registered, inspection days, SLG (Service level Guarantee) and actual turnaround time.

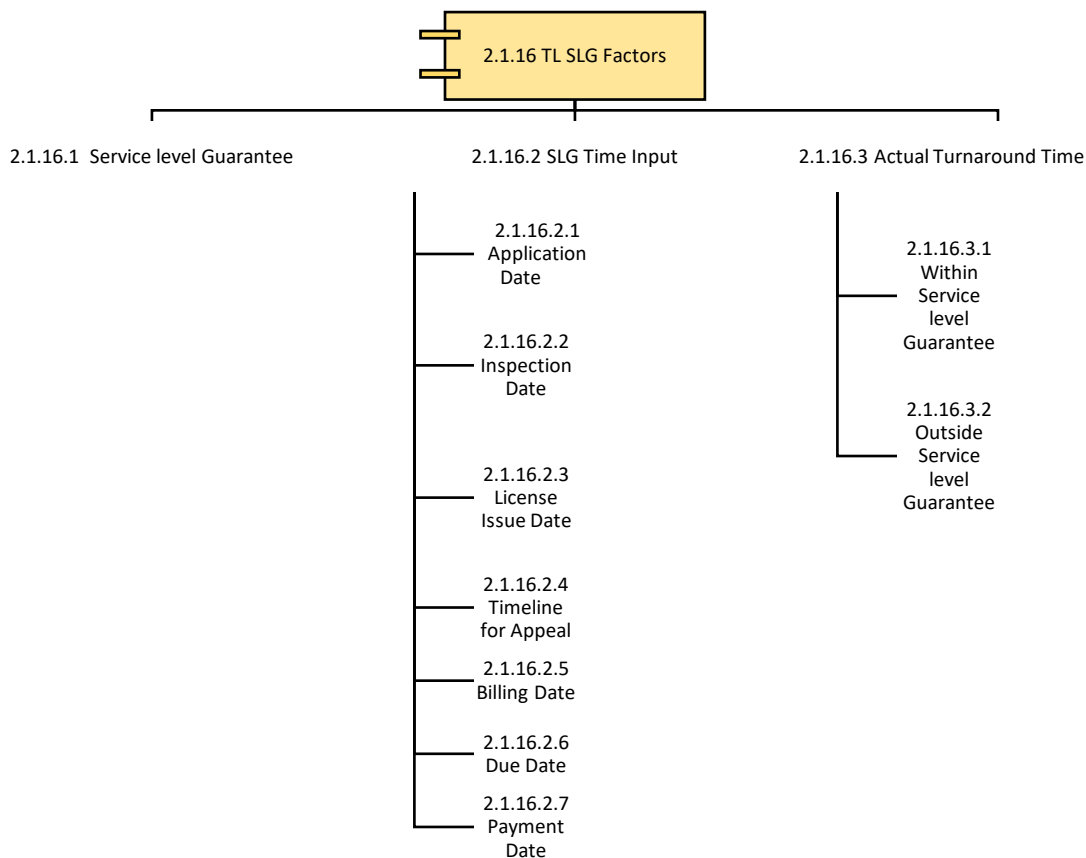


FIGURE 15 TAXONOMY OF TL SLG FACTORS

2.1.16.1 SLG (Service Level Guarantee)

The maximum time that service departments expect to take to complete trade licensing process. Also called expected compliance time set by the ULB in citizen charter or any public disclosed document for a service in which it should be issued or managed. Public sharing of a comparative picture of various SLGs in the ULB may introduce competition to improve performance.

2.1.16.2 SLG Time Input

These are important dates that help capture service level compliances.

2.1.16.2.1 Application Date

Application date is the date on which the application is first submitted by the citizen.

2.1.16.2.2 Inspection Date

Inspection date is the date on which an inspection has been conducted by the ULB inspector.

2.1.16.2.3 License Issue Date

License issue date is the date on which License ID was issued to the trade owner by the ULB.

2.1.16.2.4 Timeline for Appeal

This is the timeline mentioned in an assessment notice within which an aggrieved person can appeal to the appellate authority.

2.1.16.2.5 Billing Date

Billing Date is the date on which bill is generated during the application process.

2.1.16.2.6 Due Date

Due date is the date on which the bill for a particular trade is due for the current assessment duration. Upon non-payment of bill by the given due date, a surcharge may be levied on the initial demand by the imposition of a penalty.

2.1.16.2.7 Payment Date

The date on which the TL fees is paid by the applicant.

2.1.16.3 Actual Turnaround Time

Actual turnaround time is the actual time taken by the ULB in which a trade license is issued, cancelled, restored, renewed, or suspended.

2.1.16.3.1 Within SLG (Service level Guarantee)

When a trade license service is provided within the given SLG (Service level Guarantee) i.e., without exceeding the time period defined.

2.1.16.3.2 Outside SLG (Service level Guarantee)

When a trade license service is provided beyond the SLG (Service Level Guarantee) i.e., exceeding the time period defined.

2.1.17 ULB Type

Type of the Urban Local Body as per the definition of MoHUA such as Nagar Panchayat, Municipal Council or Municipal Corporation⁹ (Ministry of Housing and Urban Affairs, 2014).

⁹ Ministry of Housing and Urban Affairs. (2014). Urban and Regional Development Plans Formulation and Implementation (URDPFI) Guidelines. Ministry of Housing and Urban Affairs.

2.2 Trade License Channel

Channel / Mode / Method through which trade license application is being registered by the citizen or information and response is shared by the ULBs.

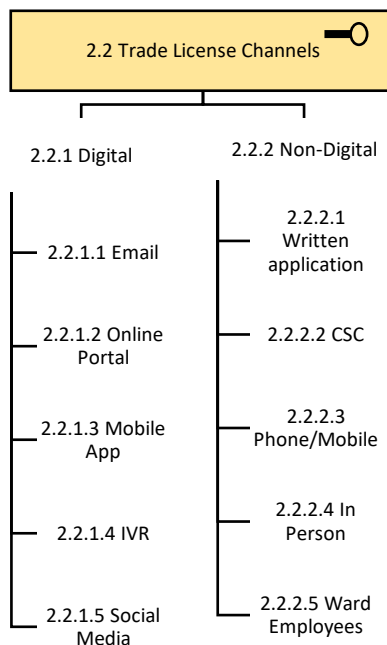


FIGURE 16 TRADE LICENSE CHANNELS

2.2.1 Digital

Digital means an electronic way to collect, store, process and transmit data in the desired form. In the context of trade license, this refers to processes and corresponding data used by the authority and the individual for trade licensing which is requested or generated in digital form for the purpose of recording, allocation, assessment, follow up, and appeal.

2.2.1.1 Email

Electronic media for transfer of messages and information through internet.

2.2.1.2 Online Portal

Web portals or web application refers to the websites developed for trade license management. This broadly includes an assessment calculator, trade data, owner's information and facility to pay the license fees through payment gateways linked to the portals. These portals also include the websites developed by the National, State or ULB for e-governance service delivery.

2.2.1.3 Mobile App

A mobile application, also referred to as a mobile app or simply an app, is a computer program or software application designed to run on a mobile device such as a phone, tablet, or watch.

2.2.1.4 IVR

Interactive Voice Response (IVR) is a technology that allows humans to interact with a computer-operated phone system through the use of voice and DTMF tones input via a keypad. The call center operator will listen to the IVR recorded TL and register the same in the system. The call center operator may contact the citizen in case information provided is insufficient or any clarification required.

2.2.1.5 Social Media

Social media are interactive technologies that allow the creation or sharing/exchange of information, ideas, interests, and other forms of expression via virtual communities and networks such as Twitter, WhatsApp, Facebook etc.

2.2.2 Non-Digital

These are other means (non-digital) by which a request for trade license is captured.

2.2.2.1 Written application

A written application refers to a channel for trade license which includes an application in a prescribed Form/Format, addressing to Municipal Commissioner requesting for new or renewal of trade license.

2.2.2.2 CSC

Common Service centers are the access points for delivery of various services using Information and Communication Technology (ICT). CSCs were created under National E-government Project by the Government of India.

2.2.2.3 Phone/Mobile

Mobile telephone, also called mobile, is a portable device for connecting to a telecommunications network in order to transmit and receive voice, video, or other data.

2.2.2.4 In Person

A person/s can walk in to the municipal office/ ward office to submit their trade license application.

2.2.2.5 Ward Employees

Ward employees are the employees of Municipal Council or Municipal Authority, concerned with administrative wards of the city. In terms of trade license an application can be submitted through the respective ward employees during their visits where the trade is established.

2.3 Trade License Stakeholders

Trade license stakeholders are the stakeholders involved in planning, implementation and maintenance of trade licensing function. Participation by all relevant stakeholders ensures sharing a common understanding and involvement in the decision-making process as well as accountability in urban governance. Participation by all stakeholders leads to empowerment and to joint ownership and harmonized access to information connecting multiple urban departments to serve citizens better.

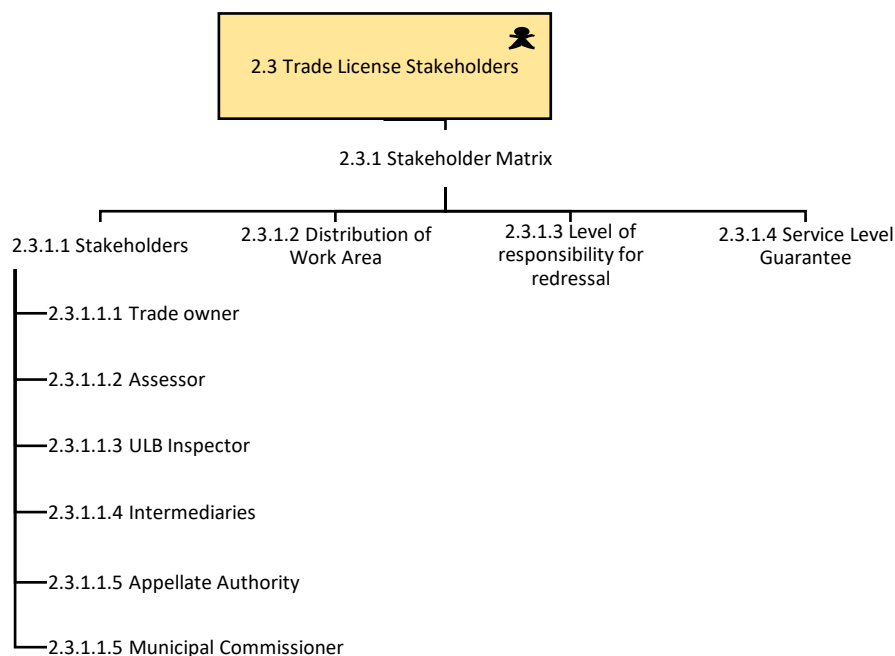


FIGURE 17 TAXONOMY OF TRADE LICENSE STAKEHOLDERS

2.3.1 Stakeholder Matrix

Stakeholder matrix captures distribution of work area, level of responsibility and Service Level Guarantee of various stakeholders within the ULB and/ or contracted organizations based on ward / locality/jurisdiction, service / issue category.

2.3.1.1 Stakeholders

This refers to the types of stakeholders who are involved in a TL system such as the trade owners, assessor, inspectors, appellate authority and Municipal Commissioner.

2.3.1.1.1 Trade owner

Trade owner in relation to a TL means any person or group who acquires that trade license for the purposes of running the trade.

2.3.1.1.2 Assessor

An assessor is a ULB official who determines the value of a TL for revenue purposes. The figures assessors derive are used to calculate future TL fees. The assessor estimates the value of Trade within a city or town's boundaries. This value (assessed value) is converted into an assessment, which is one component in the computation of TL bills.

2.3.1.1.3 ULB Inspector

A ULB Inspector is a person who has been appointed by a government department or agency to perform TL compliance and enforcement duties.

2.3.1.1.4 Intermediaries

Intermediary is the individual, group of persons (Volunteers) or organizations (NGOs, Trusts etc.) who initiated the TL request or application on the behalf of the originator who lacks the capacity to use any channels which are provided by the ULB. These Intermediaries should be registered with the ULBs in order to provide their services to the originator (who is either from marginalized section, illiterate or differently abled) and should not charge extra money from the originator.

The application submitted by the intermediaries for the originator who is capable of filling their own request will not be considered by the ULBs.

2.3.1.1.5 Appellate Authority

Appellate Authority is the authority or representative of the authority assigned to review the procedures and decisions or assessment of TL to make sure that the proceedings were fair and that the proper law/regulation are applied appropriately.

2.3.1.1.6 Municipal Commissioner

Commissioner of the ULB or municipal body means an officer appointed by the Government, and includes an Additional Director, a Joint Director, Deputy Director, or any other officer of the

Government authorized by it to perform the functions of the Commissioner and Director of Municipal Administration.

2.3.1.2 Distribution of Work Area

This refers to the ward and/or sectors within ULB for which each of the stakeholders are responsible for.

2.3.1.3 Level of Responsibility for Redressal

In order to ensure that applications are resolved within the prescribed time norm, escalation levels of responsibility for redressal are mapped.

2.3.1.4 Service Level Guarantee

Refer section [2.1.16.1](#).

2.4 Trade License Processes

TL Processes are a series of actions or steps taken in order to achieve a timely delivery of trade licenses by the ULBs such as trade license application creation, assessment, suspension, restoration, cancellation, appellate, billing, approval & certification.

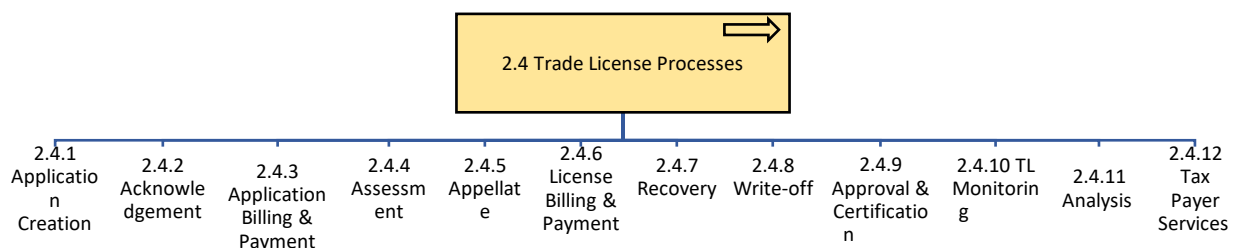


FIGURE 18 TAXONOMY OF TRADE LICENSE PROCESSES

2.4.1 Application Creation

A process by which an application is created for trade license at the municipal authority such as new trade license, renewal of trade license, or transfer of trade license. Application status in this case is new.

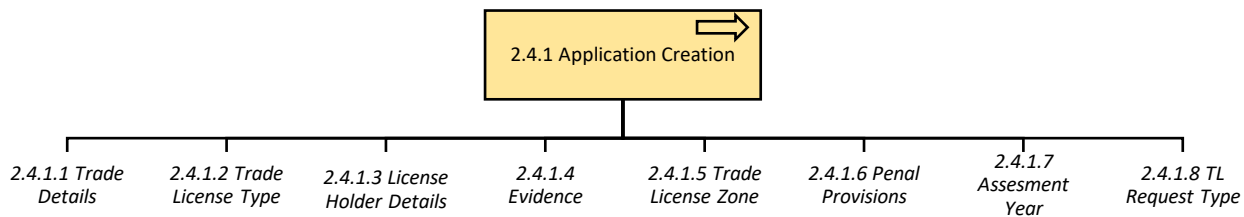


FIGURE 19 TAXONOMY OF APPLICATION CREATION

2.4.1.1 Trade Details

Refer section [2.1.5.](#)

2.4.1.2 Trade License Type

Refer section [2.1.4.](#)

2.4.1.3 License Holder Details

Refer section [2.1.3.](#)

2.4.1.4 Evidence

Refer section [2.1.7.](#)

2.4.1.5 Trade License Zone

Refer section [2.1.6.](#)

2.4.1.6 Penal provisions

Refer section [2.1.8.](#)

2.4.1.7 Assessment Year

Refer sections [2.1.13.](#)

2.4.1.8 TL Request type

Refer section [2.1.12.](#)

2.4.2 Acknowledgement

Acknowledgment is the process by which a new TL application is acknowledged in the system. This process is combined with application creation if the application is directly captured on the TL system. An application ID may be generated in this case. TL acknowledgement may be automatic or manual (if the application is received through non-digital channel). Application status post acknowledgment is changed to acknowledged.

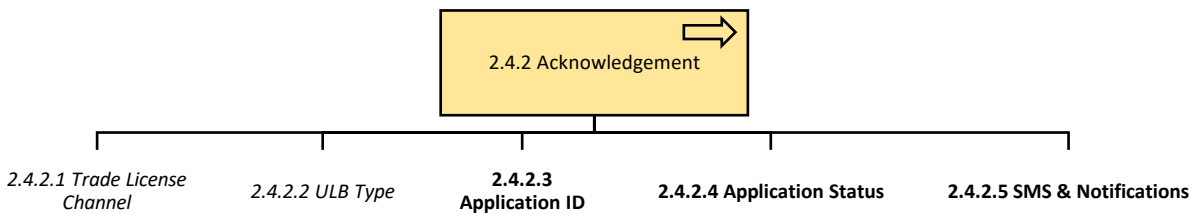


FIGURE 20 TAXONOMY OF ACKNOWLEDGEMENT

2.4.2.1 Trade License Channel

Refer section [2.2](#)

2.4.2.2 ULB Type

Refer section [2.1.17](#)

2.4.2.3 Application ID

Refer Section [2.1.2](#).

2.4.2.4 Application Status

Refer Section [2.1.11](#).

2.4.2.5 SMS & Notifications

These are the notifications sent to citizens informing them about the trade license application being registered on system.

2.4.3 Application Billing & Payment

Application Billing & Payment is the process of generating bill (demand) against a new application by the ULB and subsequent payment of the same by the trade owner.

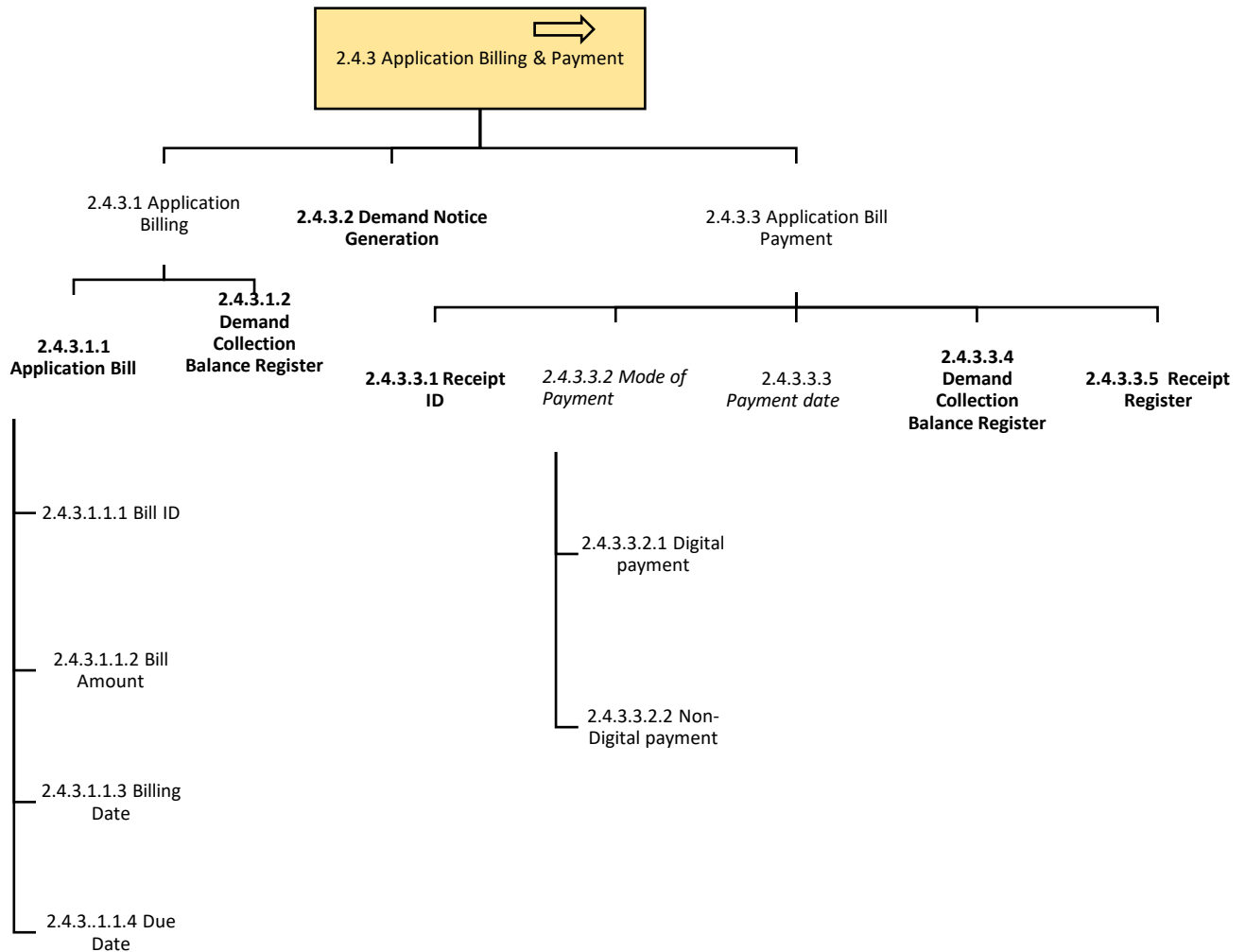


FIGURE 21 TAXONOMY OF APPLICATION BILLING & PAYMENT

2.4.3.1 Application Billing

The process by which an application bill is generated during the process of a new application.

2.4.3.1.1 Application Bill

It is the initial bill generated for the application/inspection fee for the applied TL. Inspection bill constitutes of application processing fee and inspection fee amount.

2.4.3.1.1.1 Bill ID

Refer section [2.1.14.1](#).

2.4.3.1.1.2 Bill Amount

Refer section [2.1.14.2](#).

The inspection fee and application processing fee are included in overall fee calculation. ULB may ask for inspection fees to be based on number of times inspection is done.

2.4.3.1.1.3 Billing Date

Refer section [2.1.14.3](#).

2.4.3.1.1.4 Due Date

Refer section [2.1.16.2.6](#).

2.4.3.1.2 Demand Collection Balance Register

Refer section [2.5.1.4](#).

2.4.3.2 Demand Notice Generation

This is the process in which bill (demand) is generated and served to the trade owner.

2.4.3.3 Application Bill Payment

Payment is the voluntary tender of money or its equivalent or of things of value by trade owner against the bill generated.

2.4.3.3.1 Receipt ID

Refer section [2.1.15.1](#).

2.4.3.3.2 Mode of Payment

It means mode of payment of bill amount by the trade owner.

2.4.3.3.2.1 Digital Payment

A digital payment occurs when the payment for processing the application and trade fees could be done via digital and electronic medium, such as using debit card, credit card, payment gateway etc.

2.4.3.3.2.2 Non-Digital Payment

Non-digital payment refers to the mode of payment of money in physical form like cash, demand draft, cheque etc.

2.4.3.3.3 Payment Date

Refer section [2.1.15.2](#).

2.4.3.3.4 Demand Collection Balance Register

Refer section [2.5.1.4](#).

2.4.3.3.5 Receipt Register

Refer section [2.5.1.5](#).

2.4.4 Assessment

The process by which the documents are scrutinized by the license department with the support of other related departments. For e.g. If the application was made for the trade of food related business the application and the supporting documents were verified and assessed by the license department, food department and health department. The assessment is conducted online or offline by the nodal officer assigned based on the location/area or department/ domain handling the trade description of the application. Application status in this case is assigned.

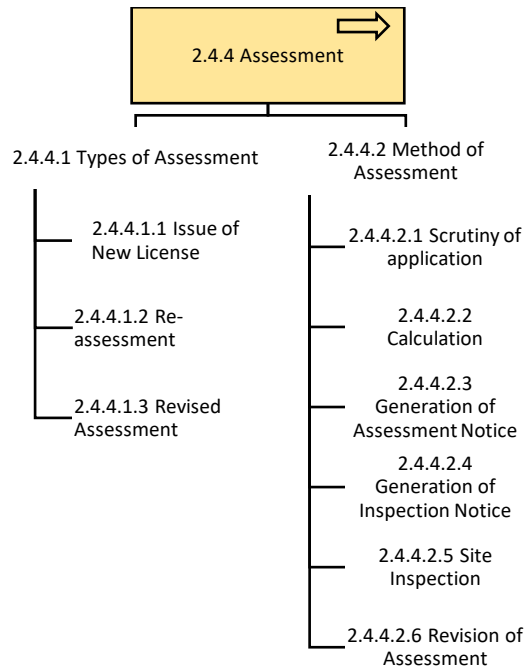


FIGURE 22 TAXONOMY OF ASSESSMENT

2.4.4.1 Types of Assessment

Types of assessment is the classification of assessment processes for trade license service.

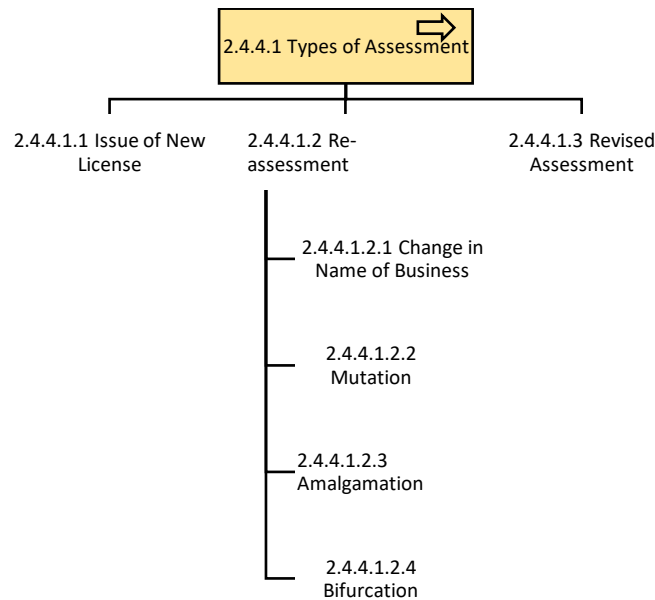


FIGURE 23 TAXONOMY OF TYPES OF ASSESSMENT

2.4.4.1.1 Issue of New License

Assessment process undertaken while issuing a license for the first time.

2.4.4.1.2 Re-Assessment

Assessment process undertaken to determine new fee based on the change in the usage of an existing trade or change in the trade details.

2.4.4.1.2.1 Change in Name of Business

Assessment process undertaken during change in name of business.

2.4.4.1.2.2 Mutation

Assessment process undertaken during transfer of trade license from one owner to another owner.

2.4.4.1.2.3 Amalgamation

Assessment process undertaken when two or more trades are merged into a single trade with a Single or Joint owner.

2.4.4.1.2.4 Bifurcation

Assessment process undertaken when a trade is bifurcated into two or more trades.

2.4.4.1.3 Revised Assessment

Assessment process undertaken during changing the assessed value for a trade based on the periodic increase in rates (based on Local acts) or based on noticed changes in the TL factors. Revised assessment may also take place after appellate decision to change the license fees amount.

2.4.4.2 Method of Assessment

This means different methods undertaken to assess the trade license application based on trade factors.

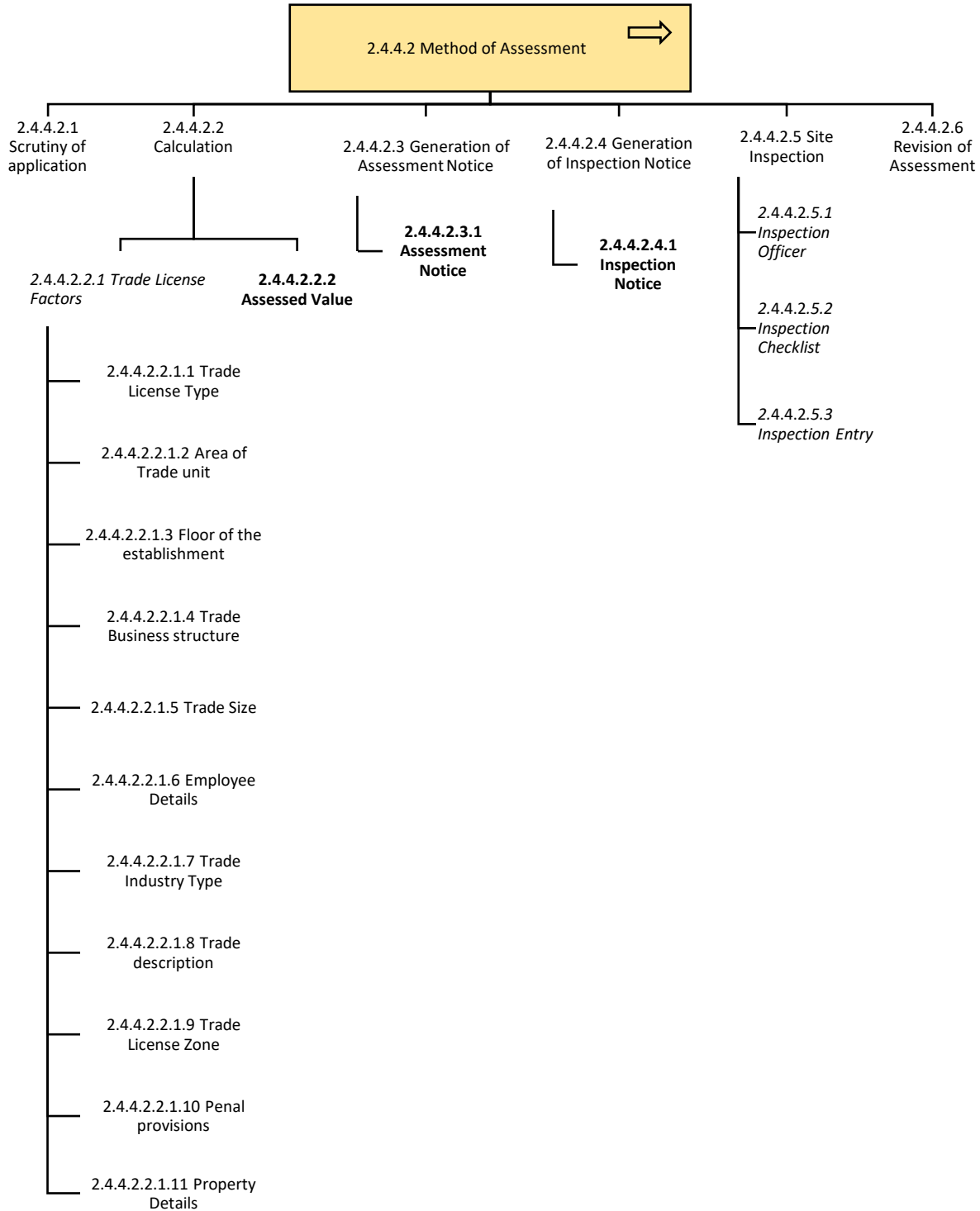


FIGURE 24 TAXONOMY OF METHOD OF ASSESSMENT

2.4.4.2.1 Scrutiny of Application

It is the assessment conducted on the application as soon as it is been applied by the citizen and the scrutiny is conducted by the assessing officer. During the initial assessment scrutiny of documents may be done by the ULB officials and appropriate inspection fees, license fees and inspection notice are generated.

2.4.4.2.2 Calculation

Calculation is the process of calculating the fees for applied TL based on the specified criteria as mention in their Municipal Act or as decided by the Municipal Commissioner for varied trades. TL calculation process comprises the use of any one or combination of methods using various attributes of trade such as license type, trade details, trade categorization, type of constitution of trade, trade year, penal provisions, type of location and any other related amount to calculate trade license bill amount.

2.4.4.2.2.1 Trade License Factors

These are the factors associated with a trade and used in various trade license processes like assessment, calculation of tax and billing. State DMAs/ ULBs may consider all or some of these factors or use their own factors.

2.4.4.2.2.1.1 Trade License Type

Refer Section [2.1.4.](#)

2.4.4.2.2.1.2 Area of Trade Unit

Refer section [2.1.5.3.](#)

2.4.4.2.2.1.3 Floor of the Establishment

Refer section [2.1.5.4.](#)

2.4.4.2.2.1.4 Trade Business Structure

Refer section [2.1.5.5.](#)

2.4.4.2.2.1.5 Trade Size

Refer section [2.1.5.7.](#)

2.4.4.2.2.1.6 Employee Details

Refer section [2.1.5.8.](#)

2.4.4.2.2.1.7 Trade Industry Type

Refer section [2.1.5.9](#).

2.4.4.2.2.1.8 Trade Description

Refer section [2.1.5.10](#).

2.4.4.2.2.1.9 Trade License Zone

Refer section [2.1.6](#).

2.4.4.2.2.1.10 Penal Provisions

Refer section [2.1.8](#).

2.4.4.2.2.1.11 Property Details

Refer section [2.1.5.12](#).

2.4.4.2.2.2 Assessed Value

TL License fee is assessed for its monetary worth. This ascertained price is known as assessed value. Assessed value is converted to license fee (demand) once inspection is completed and TL factors are verified.

2.4.4.2.3 Generation of Assessment Notice

This is the process in which assessment notice is generated and shared with trade owner.

2.4.4.2.3.1 Assessment Notice

Assessment notice is the notice served to the trade owner indicating the assessed value of trade license assessed on basis of the trade details. This notice is not considered as the final bill. The assessment notice is the interim notice to confirm the fee of the license.

2.4.4.2.4 Generation of Inspection Notice

This is the process in which inspection notice is generated and shared with trade owner.

2.4.4.2.4.1 Inspection Notice

Inspection notice is the notice served to the trade owner notifying them about the planned time of inspection-by-inspection officer.

2.4.4.2.5 Site Inspection

It is the ground inspection conducted post scrutiny of application, an ULB Inspector is assigned to verify the application details viz-a-viz trade property with respect to conformance to inspection checklist.

2.4.4.2.5.1 *Inspection Officer*

Inspection officer is the ULB official assigned to inspect trade property.

2.4.4.2.5.2 *Inspection Checklist*

Inspection checklist is used by ULB inspector to check conformance to relevant rules, safety measures and guidelines workforce, labor, any illegal activity, etc.

2.4.4.2.5.3 *Inspection Entry*

It means reporting the details of inspection post ground inspection by the inspector such as inspection time, details, notes etc. Application status in this case is inspected or rejected.

2.4.4.2.6 Revision of Assessment

Revised assessment notice is the notice served to the trade owner indicating the revised assessed value of trade license assessed on basis of the actual ground inspection. Thereafter a revised assessment notice is shared with the trade owner.

2.4.5 Appellate

Appellate is the process followed after the assessment are presented and the trade owner is aggrieved by the fixation or the charging of the trade license fees. The appeal process kicks off with a simple appeal letter or through trade license system.

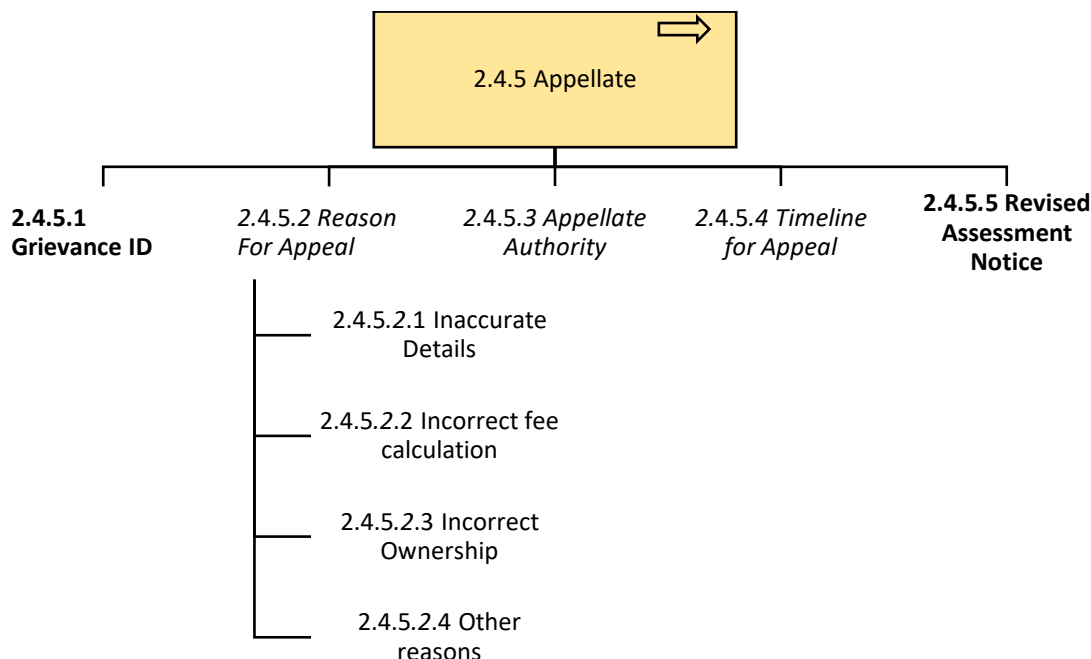


FIGURE 25 TAXONOMY OF APPELLATE

2.4.5.1 Grievance ID

Grievance ID is a unique identifier allotted to the grievance by the ULB for the purpose of grievance recording, allocation, assessment, follow up, and appeal.

2.4.5.2 Reason for Appeal

Reason for appeal is the reasons as captured in assessment notice or bill because of which an aggrieved person appeals to the appellate authority for necessary redressal.

2.4.5.2.1 Inaccurate Details

This means the aggrieved person has appealed given the reason of inaccurate details such as incorrect name, owner name, business name, type of trade etc. in an assessment notice.

2.4.5.2.2 Incorrect Fee Calculation

This means the aggrieved person has appealed given the reason of incorrect fee calculation in an assessment notice.

2.4.5.2.3 Incorrect Ownership

This means the aggrieved person has appealed given the reason of incorrect ownership in an assessment notice.

2.4.5.2.4 Other Reasons

This means the aggrieved person has appealed given the any other reason as per the assessment notice.

2.4.5.3 Appellate Authority

Appellate Authority is the authority or representative of the authority assigned to review the procedures, decisions and/or assessment of trade license to make sure that the proceedings were fair and law/ regulation are applied appropriately.

2.4.5.4 Timeline for Appeal

Refer section [2.1.16.2.4](#).

2.4.5.5 Revised Assessment Notice

Revised assessment notice is the notice served to the trade owner indicating the revised assessed value of trade license assessed on basis of the revised assessment done after appeal completion.

2.4.6 License Billing & Payment

License Billing & Payment is the process of generating bill (demand) against the calculated and approved license fee by the ULB and subsequent payment of the same by the trade owner.

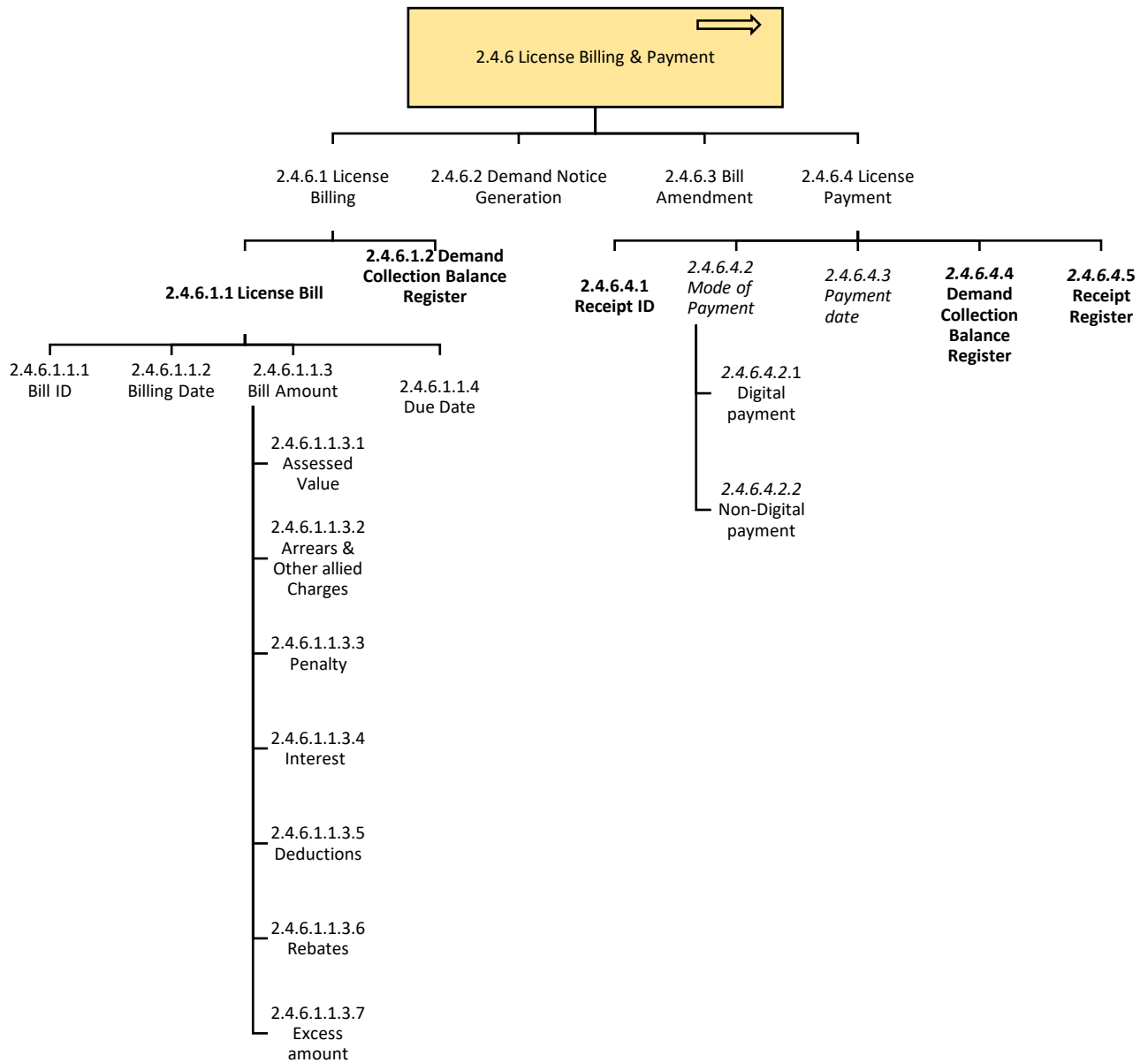


FIGURE 26 TAXONOMY OF BILLING & PAYMENT

2.4.6.1 License Billing

The process by which a license fee bill is generated based on TL factors post assessment and verification of the application.

2.4.6.1.1 License Bill

It means the final bill generated in reference to TL application based on assessed value for the license. Application status in this case is pending for payment.

2.4.6.1.1.1 Bill ID

Refer section [2.1.14.1](#).

2.4.6.1.1.2 Billing Date

Refer section [2.1.14.3](#).

2.4.6.1.1.3 Bill Amount

Refer section [2.1.14.2](#).

2.4.6.1.1.3.1 Assessed Value

Refer section [2.4.4.2.2.2](#).

2.4.6.1.1.3.2 Arrears & Other allied Charges

Arrears are defined as previous year's and/or unpaid bill amount or license fees.

2.4.6.1.1.3.3 Penalty

The amount of extra money the citizen has to pay for failing to adhere to TL rules and/or/laws, timelines.

2.4.6.1.1.3.4 Interest

The amount collected above license bill in the event of late payment. It is usually determined at a particular rate of trade.

2.4.6.1.1.3.5 Deductions

Deductions is the component of license fee which has been deducted from the gross fee in lieu of advance or any other exemptions made subject to the rules of assessment of TL application.

2.4.6.1.1.3.6 Rebates

Discount given to the citizen for paying license bill in advance or before end of the statutory period or for undertaking certain listed activities as per the applicable rules.

2.4.6.1.1.3.7 Excess amount

This means any other amount that may be added in the bill as per assessment, rule and/or law.

2.4.6.1.1.4 Due Date

Due date is the date on which the bill for a particular trade is due for the current assessment duration. Upon non-payment of bill by the given due date, a surcharge may be levied on the initial demand by the imposition of a penalty.

2.4.6.1.2 Demand Collection Balance Register

Refer section [2.5.1.4](#).

2.4.6.2 Demand Notice Generation

Refer section [2.4.3.2](#).

2.4.6.3 Bill Amendment

Bill amendment is the process of amending TL bill when applicant notices a discrepancy in the calculation of the bill and submits a request for amendment or when the ULB realizes discrepancy in the calculation of bill and amends it.

2.4.6.4 License Payment

License Payment is the voluntary tender of money or its equivalent or of things of value by trade owner against the bill generated.

2.4.6.4.1 Receipt ID

Refer section [2.1.15.1](#).

2.4.6.4.2 Mode of Payment

Refer section [2.4.3.3.2](#).

2.4.6.4.2.1 Digital Payment

Refer section [2.4.3.3.2.1](#).

2.4.6.4.2.2 Non-Digital Payment

Refer section [2.4.3.3.2.2](#).

2.4.6.4.3 Payment Date

Refer section [2.1.15.2](#).

2.4.6.4.4 Demand Collection Balance Register

Refer section [2.5.1.4](#).

2.4.6.4.5 Receipt Register

Refer section [2.5.1.5](#).

2.4.7 Recovery

Recovery means, recovery of fees from the trade owner or defaulters. In some cases, recovery may be in terms of impounding any movable or immovable asset of the defaulter. Few methods of recovery in TL are:

- by presenting a bill
- by serving a written notice of demand
- by a suit

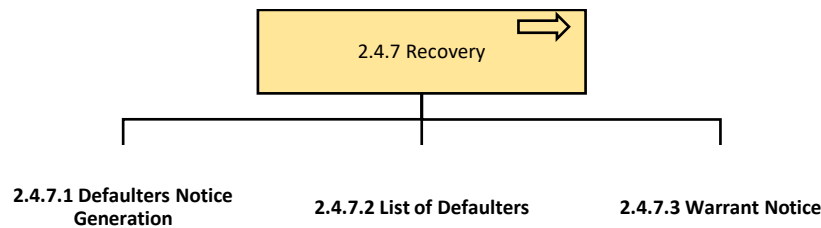


FIGURE 27 TAXONOMY OF RECOVERY

2.4.7.1 Defaulters Notice Generation

This means generation and service of notice to the defaulters who have not paid the license bill by the due date. In these cases, bills are amended to include penalties or late fee for defaulting.

2.4.7.2 List of Defaulters

Refer section [2.5.1.2](#).

2.4.7.3 Warrant Notice

Warrant notice is the bill that is served by the authority on the trade owner for recovery.

2.4.8 Write-off

Write-Off of trade license fee is the process of deductions or exemptions of fee, in compliance with any law, or through the guidelines of the ULB or the court of law.

2.4.9 Approval & Certification

The process of approving the applied application for trade license post assessment and inspection and issues trade license certificate by the municipal commissioner of the ULBs.

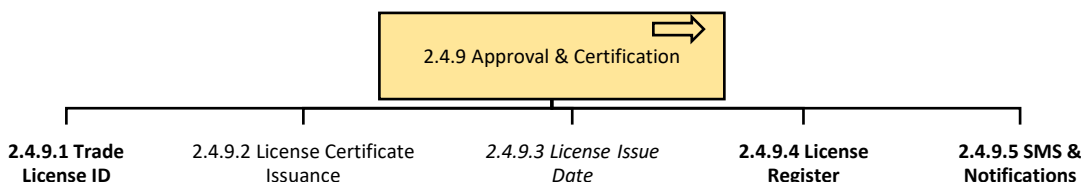


FIGURE 28 TAXONOMY OF APPROVAL & CERTIFICATION

2.4.9.1 Trade License ID

Refer section [2.1.1](#).

2.4.9.2 License Certificate Issuance

This means issuing trade license certificate post assessment and approval of TL application. Application status in this case is approved. It is recommended that the licenses should be digitally or manually signed by the relevant ULB officer such as Commissioner or Deputy Commissioner etc. along with water marked with ULB or relevant logo as per the ULB rules and/or regulations. It is also recommended to add digitally signed licenses into DigiLocker¹⁰ to make it easier to access and integrate with other services.

2.4.9.3 License Issue Date

Refer section [2.1.16.2.3](#).

¹⁰ “DigiLocker” means the Government owned and operated web and mobile based hosting of Digital Locker system. **Digital Locker System.** – (1) For the purpose of providing preservation and retention of machine readable, printable, shareable, verifiable and secure State or Central department or agency or body corporate issued electronic records, the Government and other service providers to provide a Digital Locker system of limited electronic storage to all users.

(2) The Government through Digital Locker authority and in accordance with the technical standards as laid down by the DeitY from time to time shall provide for the administration of Digital Locker system.

(3) Subject to sub-rule (1), the Digital Locker system shall act as web and mobile based portal for State or Central department or agency or body corporate issued electronic records maintained in a prescribed format.

2.4.9.4 License Register

Refer section [2.5.1.1](#).

2.4.9.5 SMS & Notifications

Refer section [2.4.2.5](#).

2.4.10 TL Monitoring

TL monitoring is the monitoring process undertaken by the ULB officials from the time a TL application is lodged on system until it's approved and remains valid. The trade licenses and associated revenue are monitored based on purpose of TL, Service Level Benchmarks, industry type, regulation purpose and need for renewal.

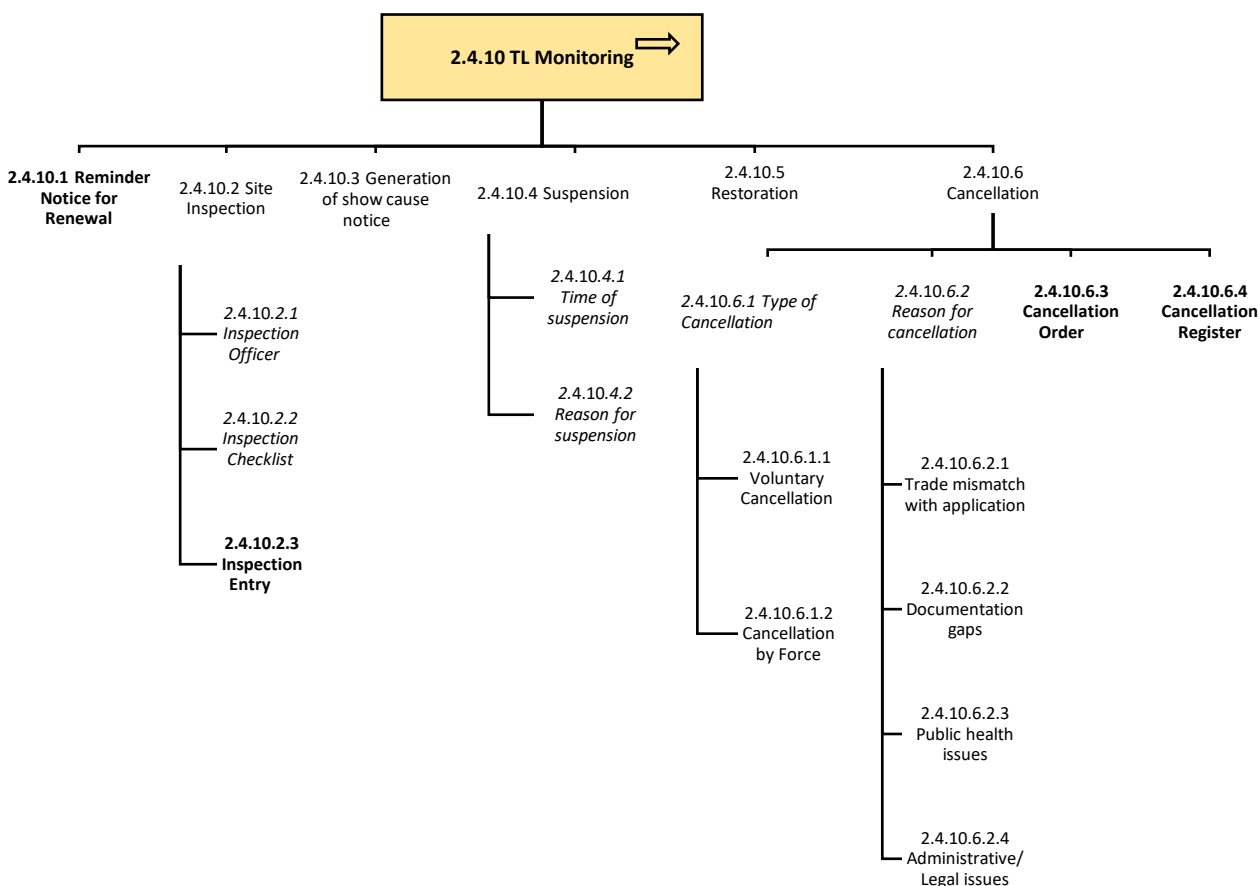


FIGURE 29 TAXONOMY OF TL MONITORING

2.4.10.1 Reminder Notice for Renewal

The process of issuing a notice for renewal by the ULBs to the applicant for renewal of expired license. The notice may be issued via SMS, email, or by sending physical letter to the owner of the trade.

2.4.10.2 Site Inspection

Site Inspection is the process by the ULB officials to check unethical business practices at the trade establishments as per relevant rules, safety measures and/or guidelines. This form of inspection may occur whenever the ULB find suitable. Show cause notice can be issued to following traders if they violate the rules or if a complaint is raised against them.

2.4.10.2.1 *Inspection Officer*

Refer section [2.4.4.2.5.1](#).

2.4.10.2.2 *Inspection Checklist*

Refer section [2.4.4.2.5.2](#).

2.4.10.2.3 **Inspection Entry**

Refer section [2.4.4.2.5.3](#).

2.4.10.3 **Generation of Show Cause Notice**

The process of issuing a show cause notice to trade owners who have offended any rule and/or regulations as per the ULB. The notice is served to give an opportunity to defend the charges made against the trade owner by explanations and reasons in writing and/or by personal hearing. If the offender justified the charges/actions then the charges will be dropped. Licenses of trade owners who fail to justify the charges will be suspended by the ULB.

2.4.10.4 **Suspension**

The process by which a valid trade license is suspended by the ULB by giving a reason for suspension.

2.4.10.4.1 *Time of Suspension*

This means recording of the time at which the license has been suspended by the ULB.

2.4.10.4.2 *Reason for Suspension*

This means recording the reason for which the license has been suspended by the ULB.

2.4.10.5 **Restoration**

The process by which the applicant may restore a previously expired trade license.

2.4.10.6 **Cancellation**

The process of cancelling the license for the traders. The cancellation of trade license is issued when there is no satisfactory response received from the traders for which show cause notice was issued.

2.4.10.6.1 *Type of Cancellation*

Type of cancellation captures classification of TL cancellation such as voluntary cancellation or cancellation by force.

2.4.10.6.1.1 Voluntary Cancellation

This means cancellation of application by the applicant.

2.4.10.6.1.2 Cancellation by Force

This means cancellation of application or trade license by force by giving reason for cancellation such as public health issues, legal issues, documentation gaps, trade mismatch or any other reason.

2.4.10.6.2 *Reason for cancellation*

ULBs may cancel the application by providing relevant reasons, if applicant didn't respond to show cause notice on time.

2.4.10.6.2.1 Trade Mismatch with Application

ULB may cancel the application if the trade mentioned in application did not match the trade during ground inspection.

2.4.10.6.2.2 Documentation Gaps

ULB may cancel the application if there are any documentation gaps in the application submitted post show cause notice.

2.4.10.6.2.3 Public Health Issues

ULB may cancel the application if the assessing officer or inspection officer reported any public health issue.

2.4.10.6.2.4 Administrative/Legal Issues

ULB may cancel the application if there are any administrative/legal issues.

2.4.10.6.3 Cancellation Order

A cancellation order is generated post cancellation of the application or trade license.

2.4.10.6.4 Cancellation Register

Refer section [2.5.1.6](#).

2.4.11 Analysis

TL analysis is the process through which all TL applications are analyzed to check quality of service and become aware of (and eventually rectify) any deficiency in services. This helps in improving the efficiency, accountability, responsiveness and transparency of a ULB, ultimately leading to improvement in service delivery.

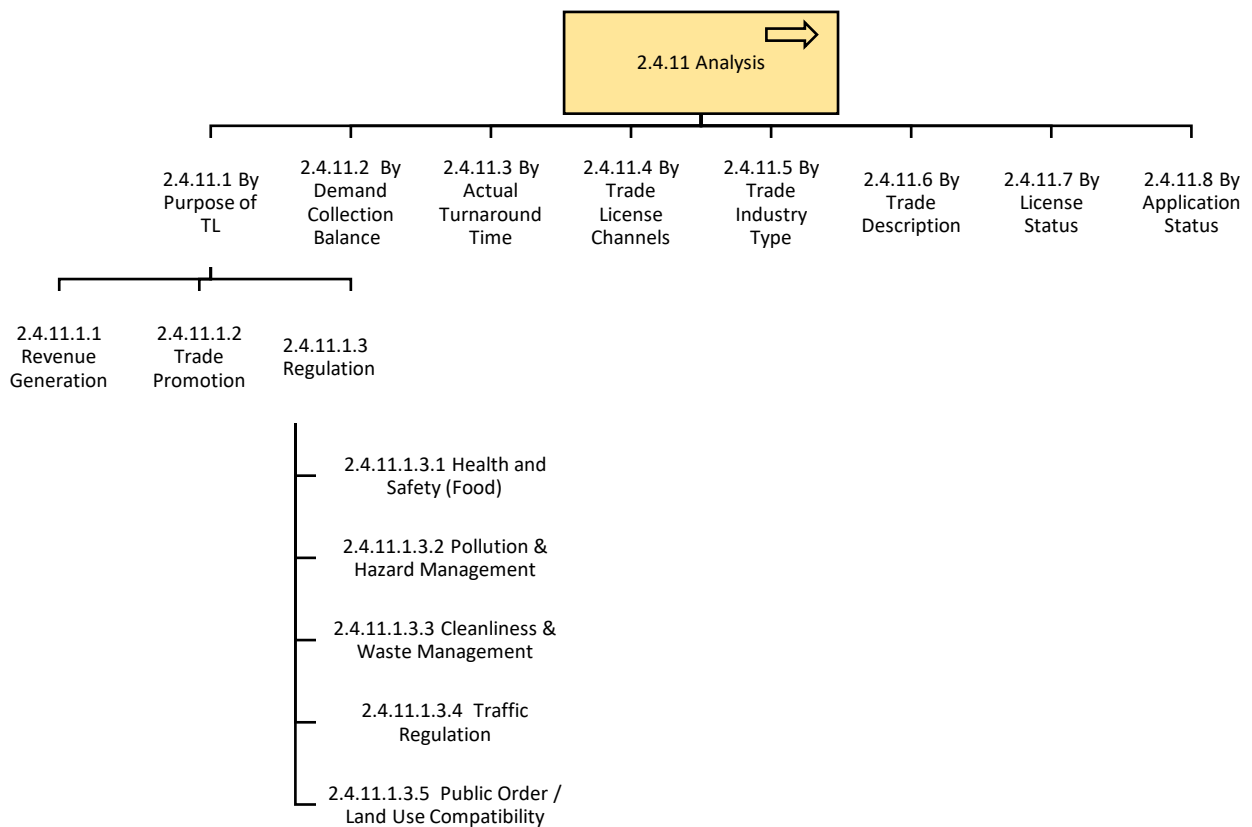


FIGURE 30 TAXONOMY OF ANALYSIS

2.4.11.1 By Purpose of TL

This means analysis of TL application based on the aim or intention of issuing TL by the ULBs for e.g., revenue generation, trade promotion / livelihood, and regulation.

2.4.11.1.1 Revenue Generation

ULBs generate revenue through various sources such as trade license, building plan/license approval fees, rent from shops/markets/commercial establishments, water charges, parking fee, UGD charges, cable laying charges etc. to provide timely services and basic infrastructure. Trade license is one of the key sources of revenue generation for the ULB.

2.4.11.1.2 Trade Promotion

Trade promotion is the promotion of a certain trade in the ULB. Trend of trade licenses generated in a ULB can help shape vision of the ULB.

2.4.11.1.3 Regulation

Regulation is the management of offensive and dangerous trades or practices by the ULBs.

2.4.11.1.3.1 Health and Safety (Food)

Health and safety (Food) means the regulating and adoption good manufacturing practices, good hygienic practices, hazard analysis and critical control point and such other practices as may be specified by regulation, for the food businesses.

2.4.11.1.3.2 Pollution & Hazard Management

Regulating safe handling, generation, processing, treatment, package, storage, transportation, use reprocessing, collection, conversion, and offering for sale, destruction and disposal of Hazardous Waste by hazardous trade and pollution control. The ULBs may refer to end of use disposal norms by Ministry of Environment and Forest Protection.

2.4.11.1.3.3 Cleanliness & Waste Management

Regulating collection, processing, transportation and disposal of waste by the businesses.

2.4.11.1.3.4 Traffic Regulation

Regulating and coordinating traffic in the ULB boundaries with respect to allowed trades such as street vendors.

2.4.11.1.3.5 Public Order / Land Use Compatibility

Regulation and enforcement as per public order and land use defined by the rule of law.

2.4.11.2 By Demand Collection Balance

Refer section [2.5.1.4](#).

2.4.11.3 By Actual Turnaround Time

Refer section [2.1.16.3](#).

2.4.11.4 By Trade License Channels

Refer section [2.2](#).

2.4.11.5 By Trade Industry Type

Refer section [2.1.5.9](#).

2.4.11.6 By Trade Description

Refer section [2.1.5.10](#).

2.4.11.7 By License Status

Refer section [2.1.10](#).

2.4.11.8 By Application Status

Refer section [2.1.11](#).

2.4.12 Tax Payer Services

These are the services availed to all tax payers in a ULB. In the context of trade license, these are grievance redressal, NOCs and duplicate license.

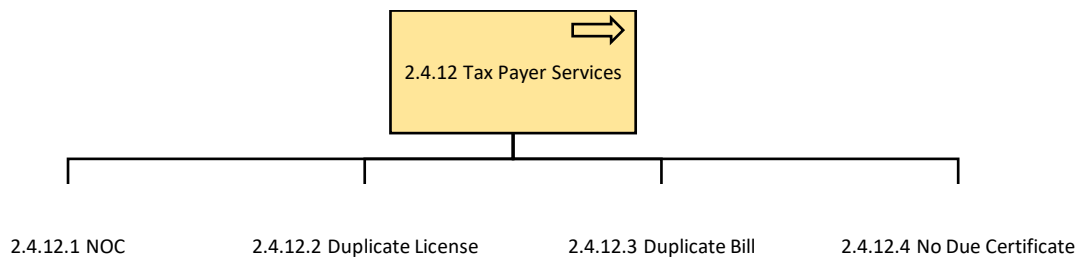


FIGURE 31 TAXONOMY OF TAX PAYER SERVICES

2.4.12.1 NOC

No Objection Certificate (NOC) is a legal document, issued by the ULB or an individual to say that they have no objection to the mentioned details in the document. Following NOCs may be needed for trade license:

- NOC from neighbor
- NOC from landlord
- NOC from property tax department

2.4.12.2 Duplicate License

These are duplicate copies of Trade license that an applicant can ask for and/or these can be accessed on DigiLocker by the citizen post signing in DigiLocker as per prescribed rules (Department of Electronics and Information Technology, 2016)¹¹

2.4.12.3 Duplicate Bill

These are duplicate copies of TL bill that an applicant can ask for.

2.4.12.4 No Due Certificate

This certificate is issued to the trade owners who has duly paid their charges for the TL.

2.5 Trade License Reports and KPIs

TL reports and KPIs are documents and performance measurement indices that presents information in an organized format for various stakeholders especially in the form of an official document, after thorough investigation or consideration by an appointed person or body at the ULB.

¹¹ Department of Electronics and Information Technology. (2016). Information Technology (Preservation and Retention of Information by Intermediaries Providing Digital Locker Facilities) Rules, 2016. Ministry Of Communications And Information Technology.

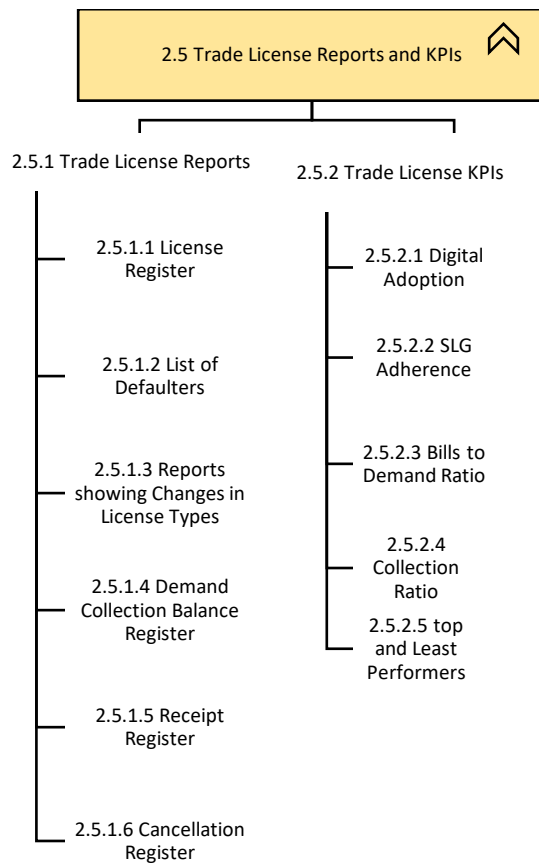


FIGURE 32 TAXONOMY OF TRADE LICENSE REPORTS AND KPIs

2.5.1 Trade License Reports

The TL reports notifies the Urban Local Body about the complete information of all trade licenses which are raised through various governance channels. These reports should be maintained by the ULBs.

2.5.1.1 License Register

License register provides the information about the total number of trades that are registered by the ULBs. The trade license issued is categorized based on the trade name and sub trade name and this report gives the clear idea about the details like trade name, sub trade name, number of licenses, number of new licenses, number of licenses renewed, number of pending licenses for renewal and amount collected.

2.5.1.2 List of Defaulters

TL defaulters List is the list of TL fee defaulters, as on date. Defaulter is a person or body that has not paid last or previous years TL fees. This covers assessment number, owner details, property details, demand year and arrears.

2.5.1.3 Reports showing Changes in License Types

Reports showing changes in license types as based on change in trade type requests, date of requests, status of requests etc.

2.5.1.4 Demand Collection Balance Register

This report provides details about current demand, arrears and demand under litigation/dispute (if any), collection and balance of trade license fees for that financial year.

2.5.1.5 Receipt Register

This report provides details about the payment made and receipt issued after the payment of fees.

2.5.1.6 Cancellation Register

Cancellation register report provides the information about the total number of trade licenses that are cancelled in a given interval. This report gives the clear idea about the details like trade name, sub trade name, and applicant details, zone/ ward/ SI ward, current owner and status about the trade license¹² (Commissionerate of Municipal Administration, 2017).

2.5.2 Trade License KPIs

This refers to KPIs that should be captured for TL management.

2.5.2.1 Digital Adoption

Digital adoption means attaining a state where an individual is capable enough to utilize an application, software, or tools to its fullest capacity or the potential to carry out a variety of digital processes. Digital adoption of TL can be measured in the following terms:

- % Of citizens using digital channels for TL payment
- % Of citizens using digital channels for accessing services
- % Volume from different channels
- % Of trade licenses issued within SLG

¹² Commissionerate of Municipal Administration. (2017). System Requirements Specification for Trade License Module. Govt. of Tamil Nadu.

2.5.2.2 SLB Adherence

SLB Adherence means the number of applications processed by the ULB within SLB as determined by the rule or the law.

2.5.2.3 Bills to Demand Ratio

This means the ratio of number of generated bills with respect to number of assessments completed.

2.5.2.4 Collection Ratio

This means the ratio of actual collection with respect to demand generated to account collections.

2.5.2.5 Top and Least Performers

Top and Least Performers list provides information about the zones/wards who have highest and least collection ratios as well as bills to demand ratio in the ULB.

Bibliography

- Earley, S. (2015, August 18). *Why Information Taxonomy Must Represent the Landscape of the Business*. Retrieved from www.earley.com: <https://www.earley.com/insights/why-information-taxonomy-must-represent-landscape-business>
- Commissionerate of Municipal Administration. (2017). *System Requirements Specification For Trade License Module*. Govt. of Tamil Nadu.
- Navi Mumbai Municipal Corporation. (2016). *DPR For E-Governance*. Navi Mumbai Municipal Corporation.
- Ministry of Housing and Urban Affairs. (2014). *Urban and Regional Development Plans Formulation and Implementation (URDPFI) Guidelines*. Ministry of Housing and Urban Affairs.
- National Building Code Sectional Committee. (2016). *National Building Code of India*. Bureau of Indian Standards.
- Department of Electronics and Information Technology. (2016). *Information Technology (Preservation and Retention of Information by Intermediaries Providing Digital Locker Facilities) Rules, 2016*. Ministry Of Communications And Information Technology.

Appendix

Appendix 1 - Sample list of trades against Trade Description

Trade Description	Reference list of trades
Storage and sale of household provisions	<p>Household daily provisions, grocery & condiments; Perishables such as fruits, vegetables, flowers; Bakery products; Non-alcoholic beverages; Tobacco and tobacco products, including pan masala and gutkha with or without tobacco; whether branded or not; Branded meat products</p> <p>Household articles such as plastic, metal, ceramic, stoneware, pottery or cloth items, cleaning materials, utensils; Household consumables such as electrical consumables, watches and clocks, stationery, personal hygiene products, battery cells, or any other household items; whether branded or not</p> <p>Fresh meat, in combination with household provisions or without, not including abattoirs and slaughterhouses</p> <p>Wine, beer, alcohol shop or shop selling locally produced alcohol, with or without permit room</p>
Eatery houses and food preparation	<p>Tea/coffee; Sweets and savories; Bakery; Fast food; Juice/milk-shake shops without separate kitchen space</p> <p>Restaurant, bakery, cafeteria or any other eating house with kitchen in separate space</p> <p>Bar or pub, with or without restaurant and separate kitchen or beer brewery or establishment selling locally produced alcoholic beverage, with or without sale of tobacco and tobacco related products</p> <p>Catering service, including stand-alone kitchen</p> <p>Part of any other establishment (hospitality, gathering and entertainment establishment)</p>
Hospitality, gathering and entertainment services	<p>Accommodation facility (2-star and below hotel, resort, boarding house, lodge, Dharamshala, hostel, Paying Guest accommodation, guest house, home-stay, serviced apartments), without kitchen or function hall or health, sports or recreation-related facilities</p>

	<p>Accommodation facility (2-star and below hotel, resort, boarding house, lodge, Dharamshala, hostel, Paying Guest accommodation, guest house, home-stay, serviced apartments), with kitchen or function hall or health, sports or recreation-related facilities</p> <p>Hotel, resort or club with accommodation facilities, restaurants, kitchen or other F&B arrangements, function hall, conference halls, convention centre, health, sports or recreation related facilities, 3-star and above</p> <p>Shopping centre or mall with any combination of shops and storage, eating houses, hospitality, gathering and entertainment facilities</p> <p>Banquet hall, function hall, single-screen or multiplex cinema hall, auditorium or conference/convention centre, without restaurant or kitchen</p> <p>Accommodation facility (3-star and below 7 star) hotel, resort, boarding house, lodge, Dharamshala, hostel, Paying Guest accommodation, guest house, home-stay, serviced apartments), with kitchen or function hall or health, sports or recreation-related facilities</p> <p>Sports facilities or clubs, indoor and outdoor playing arenas, spa, massage rooms, amusement or theme parks, with or without restaurant or kitchen</p> <p>Museum, exhibition centre or library, with or without restaurant or kitchen</p>
<p>Medical establishment</p>	<p>Chemist, druggist, medical and general store, including surgical store</p> <p>Clinic or hospital of any system of medicine, general or specialized care centre, diagnostic centre, physiotherapy centre, rehabilitation service, gymnasium, blood bank</p> <p>Medicine/surgical material production and storage, of all systems of medicine</p>
<p>Veterinary</p>	<p>Pet services including pet shops, material for pets, clinics, boarding</p>
<p>Educational establishment</p>	<p>School, of any education system, across any classes</p>

	<p>College, of any education system, across all streams</p> <p>Coaching or tuition centre</p>
<p>Other storage and sale establishments</p>	<p>Construction material, such as bricks and blocks, cement, steel, plumbing, fixtures, electrical, hardware, etc.</p> <p>Tools, machinery and machine parts of all manner</p> <p>Auto-parts and automobiles, auto accessories, including all forms of motorized vehicles, new or used, including electric vehicles</p> <p>Cycles, cycle-rickshaws and cycle parts, new or used, including push-carts and trams</p> <p>Stationery, book, art supplies; Cloth and clothing, including footwear; Sports equipment store, including toys; Household electrical and electronic items, including computer and mobiles; Household linen and soft furnishing, including mattresses; Jewellery in any material; musical instruments, new or used, or any combination of these items</p> <p>Cash and carry stores (B2B or B2C) selling any items or combination of items</p> <p>Nurseries, agriculture, horticulture, aquaculture, or any other related materials</p> <p>Hazardous materials, including explosives, laboratory chemicals, arms, ammunition, firecrackers, fuel in any form, etc.</p>
<p>Other service establishment</p>	<p>Tent house, including rental of event material with or without catering</p> <p>Printing, stamp-making, signboards, photo studio with or without sale of photographic equipment, photo-framing, key-makers; Internet or other communication</p> <p>Legal, architecture, CA, engineering, real-estate, astrology, matchmaking, travel agency or other professional service</p> <p>Construction services, such as borewell, repair of buildings, demolition, cartage</p>

	<p>Hair-dresser, saloon, tattoo parlour or beauty parlour or any other personal grooming service</p> <p>Dry cleaning or laundry</p> <p>Repair of motor vehicles and non-motor vehicles</p> <p>Personal and household services such as tailors, cobblers, cleaners, electrical and electronic works and repairs, plumbing works and repairs</p> <p>Recycling services, including purchase and processing and sale of all manner of waste</p> <p>Crematoria, including burial grounds, or any service related to the disposal of dead bodies</p>
<p>Industry and warehousing – non hazardous</p>	<p>Manufacture, storage including cold storage, preparing and packaging of all food products including filtered drinking water, edible oil, condiments, groceries, preserves, pickles, milk and milk products, other non-alcoholic beverages, bakery items, confectionery items, tobacco products and meats</p> <p>Manufacture, storage, preparing and packaging of clothing and footwear items, from all materials such as fabric and leather, using any method including power- and manual-based processing</p> <p>Manufacture, storage, preparing and packaging of furniture of soil products, plastic, wood or metal products, or any composite thereof</p> <p>Manufacture, storage including cold storage, preparing and packaging alcohol for human consumption</p> <p>Slaughterhouse or abattoir with or without storage, including cold storage, preparing and packaging of fresh meat</p>
<p>Industry and warehousing – hazardous</p>	<p>Manufacture, storage including cold storage, preparing and packaging of industrial alcohol</p> <p>Manufacture, storage, preparing and packaging of chemicals & pesticides of all kinds manufacturing, mixing, storing, selling</p> <p>Manufacture, storage, preparing and packaging of automobile and other battery cells</p>

	<p>Manufacture, storage, preparing and packaging of ammunition and fireworks</p> <p>Manufacture, storage, preparing and packaging of paint, lacquers and shellac</p> <p>Manufacture, storage including cold storage, preparing and packaging of furniture of wood or metal or any composite of the two</p> <p>Manufacture, storage including cold storage, preparing and packaging alcohol for human consumption</p>
Street Vending/Hawking	<p>stationary vendor</p> <p>mobile vendor</p>
Municipal Markets	<p>Community Centre (CC) Local Shopping Centre (LSC) / Convenience Shopping Centre (CSC) - These Centers may have Retail Shopping, Commercial and Government Offices, Local Body / Public Sector Undertaking offices, Cinema / Cineplexes, Hotels, Restaurants, Banquet halls and Guest House, Nursing Home, Dispensary, Clinical Laboratory, Clinic & Poly Clinic facilities together with other community facilities</p> <p>Service Markets – Informal Bazars, weekly markets, informal shops, organized eating places, handicrafts shops, Kabaris etc., Kabaris etc.</p> <p>Organized Informal sector places- Haats service shops, booths</p>

Appendix 2 Sample Parameters and Specifications for Location

Attribute Name	Locational Specification	Data Type	Mandatory (Yes/No)
Address	House No, Building Name, Plot/Survey No, Street Name, Locality, Zone/Ward, City/Town, District, Region, State, Country, Pin code	Varchar (256)	No
Geo Location	Latitude, Longitude, Polygon	Numeric (9,6)	Yes
Other evidences	This can include Geo tagged images of Property, DDN, QR codes etc.		No

Address: The address of the property provides the particulars of the place as per the administrative boundaries or norms defined by the local governing body.

Geo Location: Geolocation is the identification or estimation of the real-world geographic location of property. This refers to the latitude and longitude coordinates of a particular location where property is located.

Digital Numbers: Property Numbers defined using scientific methods and often assigned with QR code for traceability and usability.